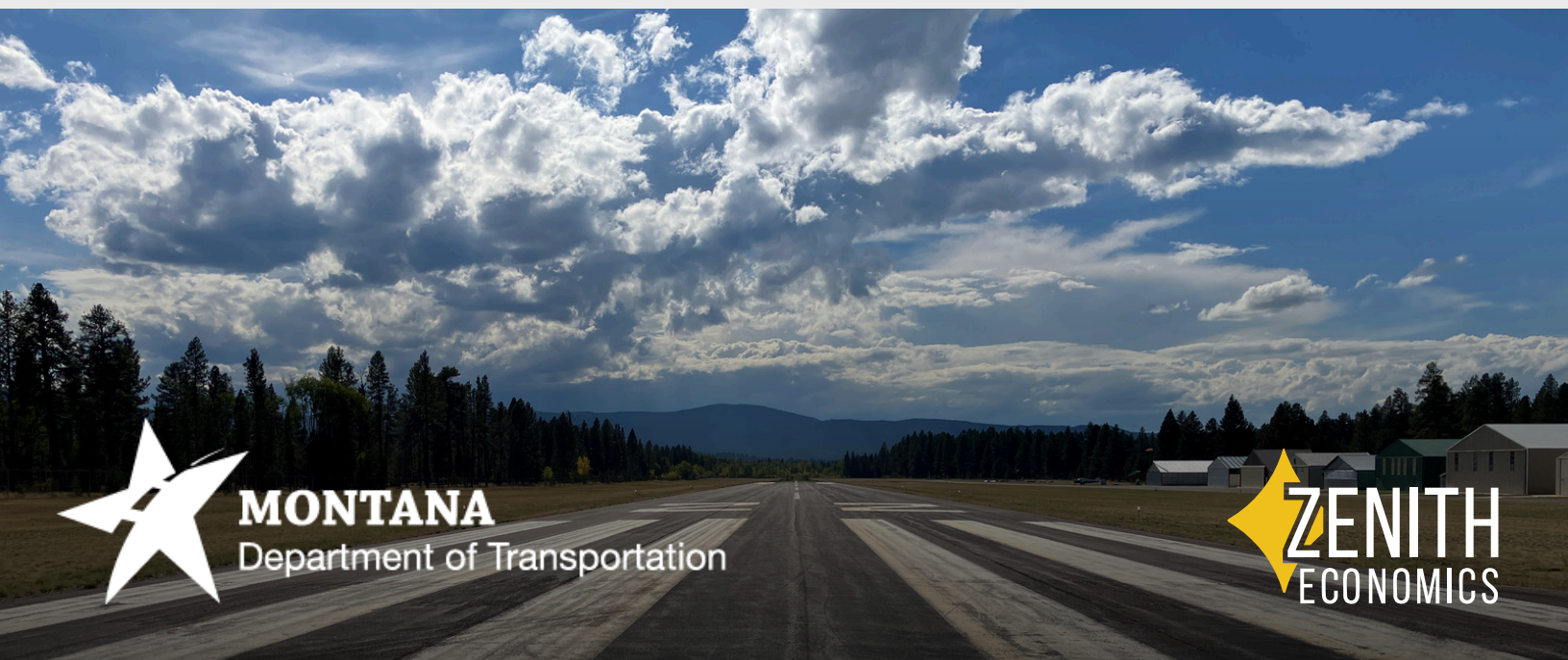




Economic Impact Study
Lincoln Airport
2026



Lincoln Airport Impact

Lincoln Airport is a public-use general aviation airport located in Lincoln, in Lewis and Clark County in western Montana, adjacent to the Bob Marshall Wilderness complex. The airfield features a primary runway of 4,239 feet and handles thousands of annual general aviation operations, with significant transient traffic. Airport activities include search and rescue, flight training, emergency medical transport, wildland firefighting, and military exercises. The airport features an on-site campground and hosts multiple fly-in pancake breakfasts throughout the summer. The U.S. Forest Service uses the facility as a base during wildfire seasons.



Total Economic Impact on Montana



Jobs
1



Economic Impact
\$141 Thousand



Payroll
\$38 Thousand

Qualitative Impacts

In addition to generating substantial economic impacts, this airport supports a variety of harder to quantify “Qualitative Impacts” that support critical statewide safety and enterprise. The 2026 Montana Statewide Economic Impact of Airports Study documents the following non-inclusive list of qualitative impacts associated with the airport:



Aerial Firefighting
Supports Wildland Firefighting Operations



Recreational Flying
Supports recreational flying and access.



Emergency Medical Aviation
Supports Air Ambulance Operations



Military Exercise/Training
Used for Military Training and/or Transit Flights



Search & Rescue
Supports Search and Rescue Operations



Agriculture Support
Supports Agriculture through Aerial Application

Source: Montana Statewide Economic Impact of Airports.

Montana Airports Support Our State



Jobs
39,400



Economic Impact
\$6.4 Billion



Payroll
\$2.4 Billion

Montana's airport system functions as a critical component of the state's transportation and economic infrastructure, enabling connectivity across a large and geographically dispersed landscape. Through scheduled commercial service and general aviation activity, airports provide access between Montana communities and regional, national, and international markets, supporting passenger travel, freight movement, and time-sensitive operations that cannot be efficiently served by surface transportation alone.

Beyond mobility, Montana's airports support a broad range of economic activity that contributes to employment, income generation, and business operations throughout the state. Aviation-related enterprises, on-airport and nearby businesses, visitor spending associated with air travel, and ongoing investment in airport facilities collectively generate economic activity at the local, regional, and statewide levels. These effects extend across multiple sectors, including tourism, healthcare, construction, professional services, and natural resource industries.

To document both the economic contributions and broader community functions of the state's aviation system, the Montana Department of Transportation undertook a comprehensive, statewide evaluation of Montana's airports. The **2026 Montana Statewide Economic Impact of Aviation** study examines the full scope of airport-related activity, including aviation and non-aviation businesses, visitor spending, capital investment, and secondary economic effects, while also identifying the specific roles individual airports play in supporting residents, businesses, and critical services across Montana.

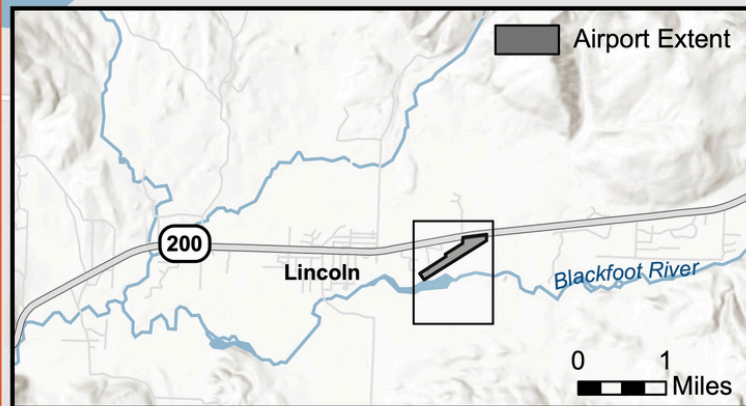
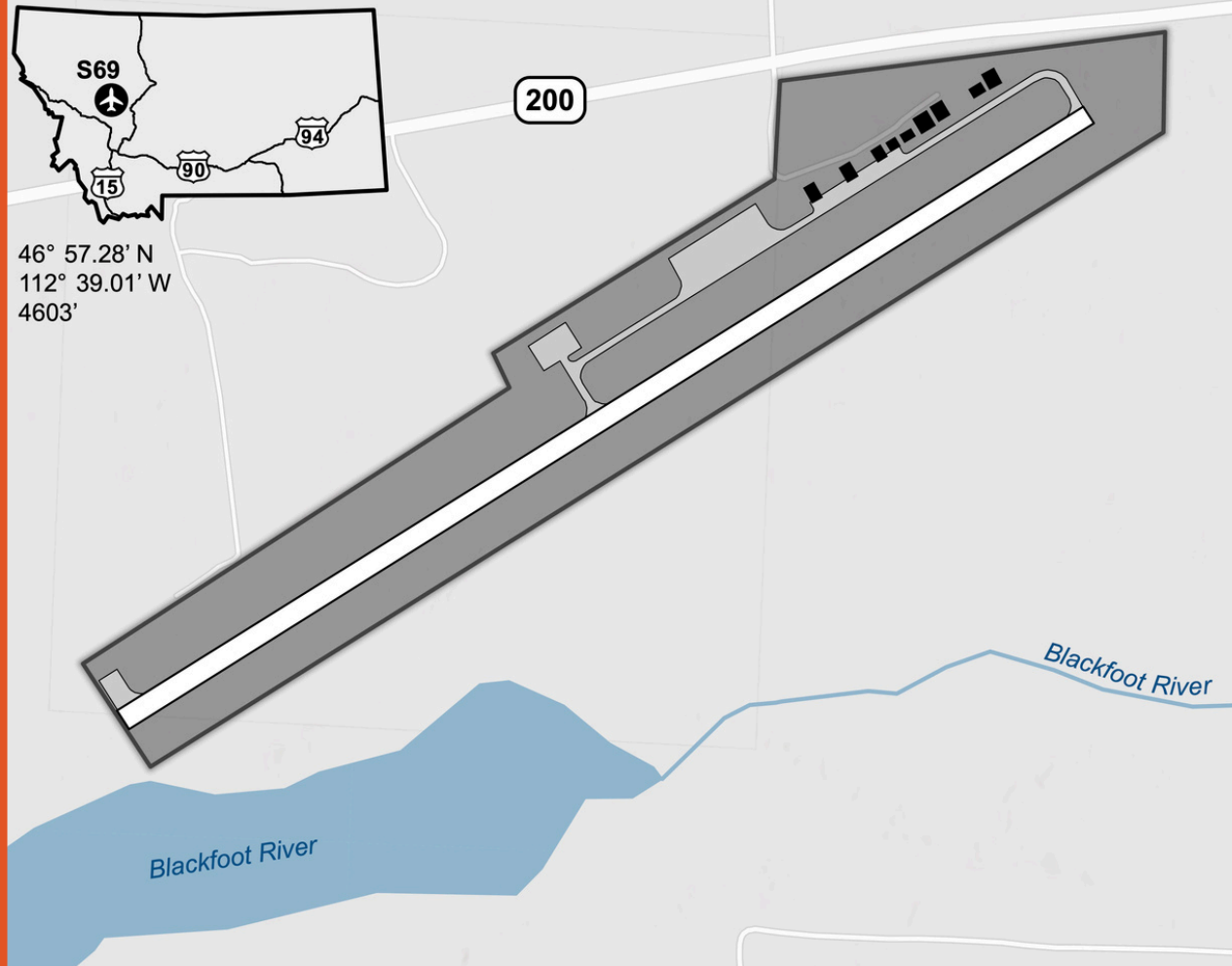


Lincoln Airport (S69)

Lincoln, MT



46° 57.28' N
112° 39.01' W
4603'



- Airport Extent
- Paved Runway
- Paved Area
- Airport Structure

AERONAUTICS DIVISION
2630 Airport Road
PO Box 200507
Helena, MT 59620-0507



To request an alternative accessible format of this document, please contact MDT's ADA Coordinator, Matt Maze, at 406-444-5416, Montana Relay Service at 711, or by email at mmaze@mt.gov.

This document is printed at state expense. Information on the cost of producing this publication may be obtained by contacting the Department of Administration.