



Economic Impact Study
Kalispell City Airport
2026

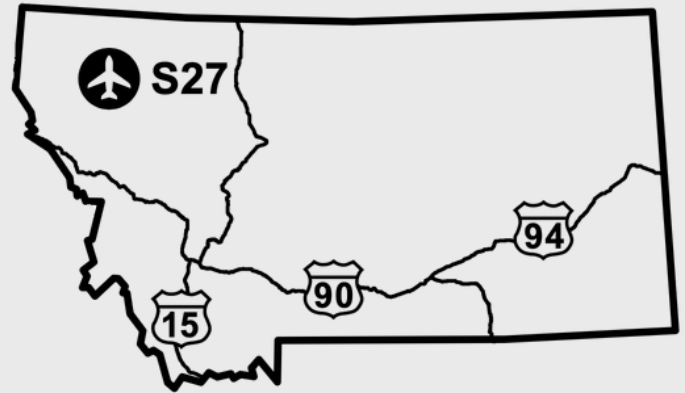


MONTANA
Department of Transportation



Kalispell City Airport Impact

Kalispell City Airport is a public-use general aviation airport located in Kalispell, Flathead County in northwest Montana, operating alongside the larger Glacier Park International Airport in the same valley. The airfield features a primary runway of 3,600 feet and handles approximately 27,000 annual general aviation operations. Airport activities include agricultural spraying, search and rescue, flight training, corporate and business aviation, law enforcement, and wildland firefighting. The facility offers a full range of aviation services including fuel, flight school, charters, hangars, aircraft maintenance, and both fixed-wing and rotorcraft operations, including frequent balloon landings.



Total Economic Impact on Montana



Jobs
103



Economic Impact
\$11.1 Million



Payroll
\$6.6 Million

Qualitative Impacts

In addition to generating substantial economic impacts, this airport supports a variety of harder to quantify “Qualitative Impacts” that support critical statewide safety and enterprise. The 2026 Montana Statewide Economic Impact of Airports Study documents the following non-inclusive list of qualitative impacts associated with the airport:



Aerial Firefighting
Supports Wildland Firefighting Operations




Police/Law Enforcement
Supports Police and Emergency Response Ops



Emergency Medical Aviation
Supports Air Ambulance Operations



Corporate/Business Activity
Supports Corporate and Business Activity



Search & Rescue
Supports Search and Rescue Operations



Agriculture Support
Supports Agriculture through Aerial Application

Source: Montana Statewide Economic Impact of Airports.

Montana Airports Support Our State



Jobs
39,400



Economic Impact
\$6.4 Billion



Payroll
\$2.4 Billion

Montana's airport system functions as a critical component of the state's transportation and economic infrastructure, enabling connectivity across a large and geographically dispersed landscape. Through scheduled commercial service and general aviation activity, airports provide access between Montana communities and regional, national, and international markets, supporting passenger travel, freight movement, and time-sensitive operations that cannot be efficiently served by surface transportation alone.

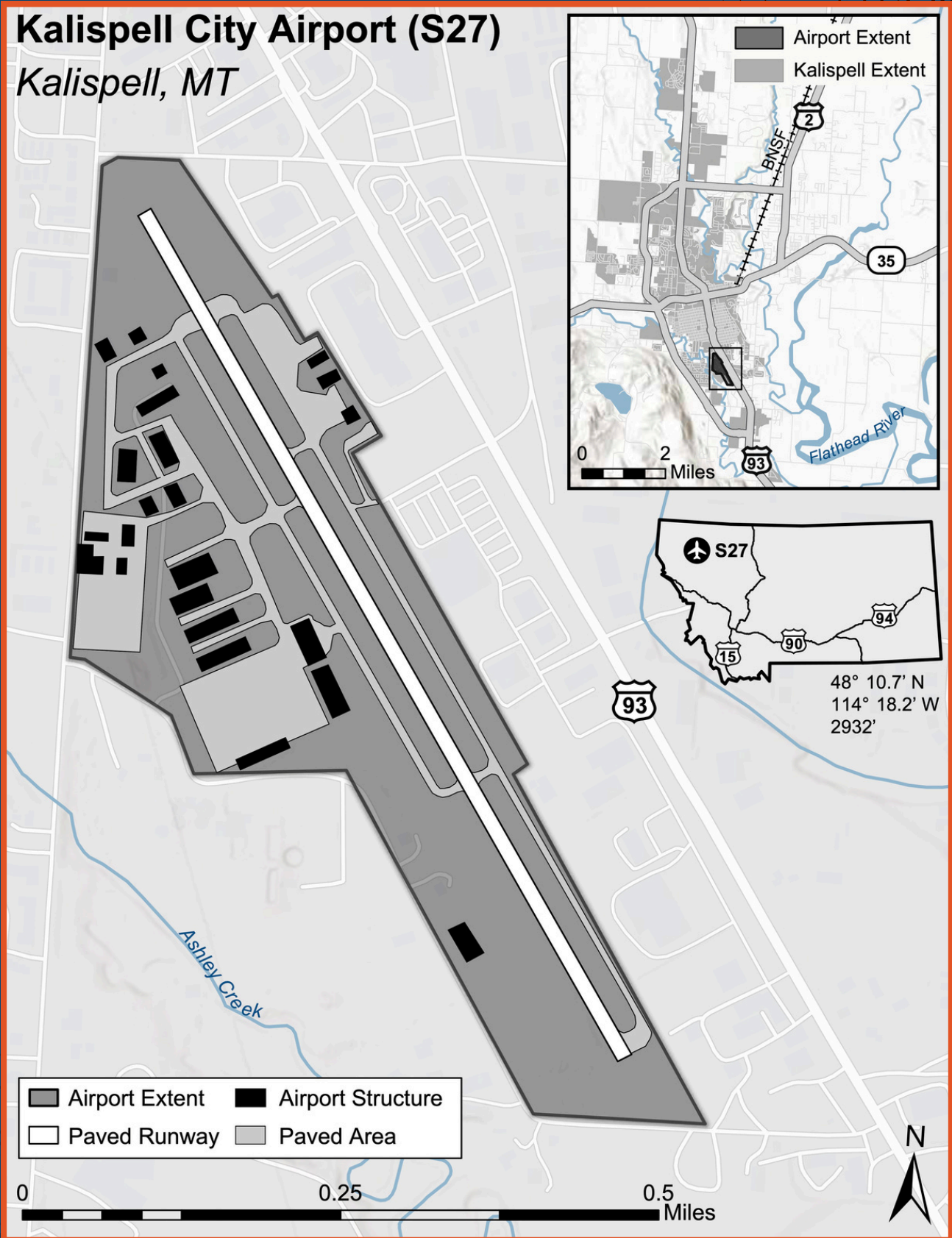
Beyond mobility, Montana's airports support a broad range of economic activity that contributes to employment, income generation, and business operations throughout the state. Aviation-related enterprises, on-airport and nearby businesses, visitor spending associated with air travel, and ongoing investment in airport facilities collectively generate economic activity at the local, regional, and statewide levels. These effects extend across multiple sectors, including tourism, healthcare, construction, professional services, and natural resource industries.

To document both the economic contributions and broader community functions of the state's aviation system, the Montana Department of Transportation undertook a comprehensive, statewide evaluation of Montana's airports. The **2026 Montana Statewide Economic Impact of Aviation** study examines the full scope of airport-related activity, including aviation and non-aviation businesses, visitor spending, capital investment, and secondary economic effects, while also identifying the specific roles individual airports play in supporting residents, businesses, and critical services across Montana.



Kalispell City Airport (S27)

Kalispell, MT



AERONAUTICS DIVISION
2630 Airport Road
PO Box 200507
Helena, MT 59620-0507



To request an alternative accessible format of this document, please contact MDT's ADA Coordinator, Matt Maze, at 406-444-5416, Montana Relay Service at 711, or by email at mmaze@mt.gov.

This document is printed at state expense. Information on the cost of producing this publication may be obtained by contacting the Department of Administration.