



Economic Impact Study
Big Sky Field Airport
2026



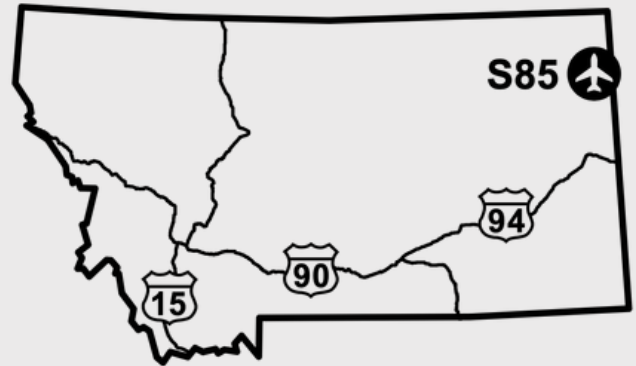
MONTANA
Department of Transportation



ZENITH
ECONOMICS

Big Sky Field Airport Impact

Big Sky Field is a public-use general aviation airport located one mile northeast of Culbertson, in Roosevelt County in northeast Montana near the confluence of the Missouri and Yellowstone Rivers. The airfield features a primary runway of 3,800 feet with self-service fuel available around the clock. The airport provides general aviation access for the Culbertson community and surrounding agricultural area near the North Dakota border, with eight based aircraft serving this rural region.



Total Economic Impact on Montana



Jobs
3



Economic Impact
\$371 Thousand



Payroll
\$103 Thousand

Qualitative Impacts

In addition to generating substantial economic impacts, this airport supports a variety of harder to quantify “Qualitative Impacts” that support critical statewide safety and enterprise. The 2026 Montana Statewide Economic Impact of Airports Study documents the following non-inclusive list of qualitative impacts associated with the airport:



Agriculture Support
Supports Agriculture through Aerial Application



Recreational Flying
Supports recreational flying and access.

Montana Airports Support Our State



Jobs
39,400



Economic Impact
\$6.4 Billion



Payroll
\$2.4 Billion

Montana's airport system functions as a critical component of the state's transportation and economic infrastructure, enabling connectivity across a large and geographically dispersed landscape. Through scheduled commercial service and general aviation activity, airports provide access between Montana communities and regional, national, and international markets, supporting passenger travel, freight movement, and time-sensitive operations that cannot be efficiently served by surface transportation alone.

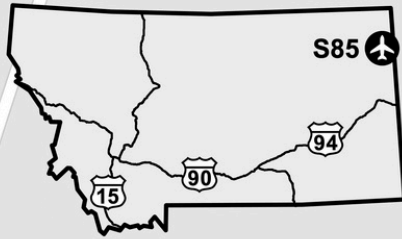
Beyond mobility, Montana's airports support a broad range of economic activity that contributes to employment, income generation, and business operations throughout the state. Aviation-related enterprises, on-airport and nearby businesses, visitor spending associated with air travel, and ongoing investment in airport facilities collectively generate economic activity at the local, regional, and statewide levels. These effects extend across multiple sectors, including tourism, healthcare, construction, professional services, and natural resource industries.

To document both the economic contributions and broader community functions of the state's aviation system, the Montana Department of Transportation undertook a comprehensive, statewide evaluation of Montana's airports. The **2026 Montana Statewide Economic Impact of Aviation** study examines the full scope of airport-related activity, including aviation and non-aviation businesses, visitor spending, capital investment, and secondary economic effects, while also identifying the specific roles individual airports play in supporting residents, businesses, and critical services across Montana.

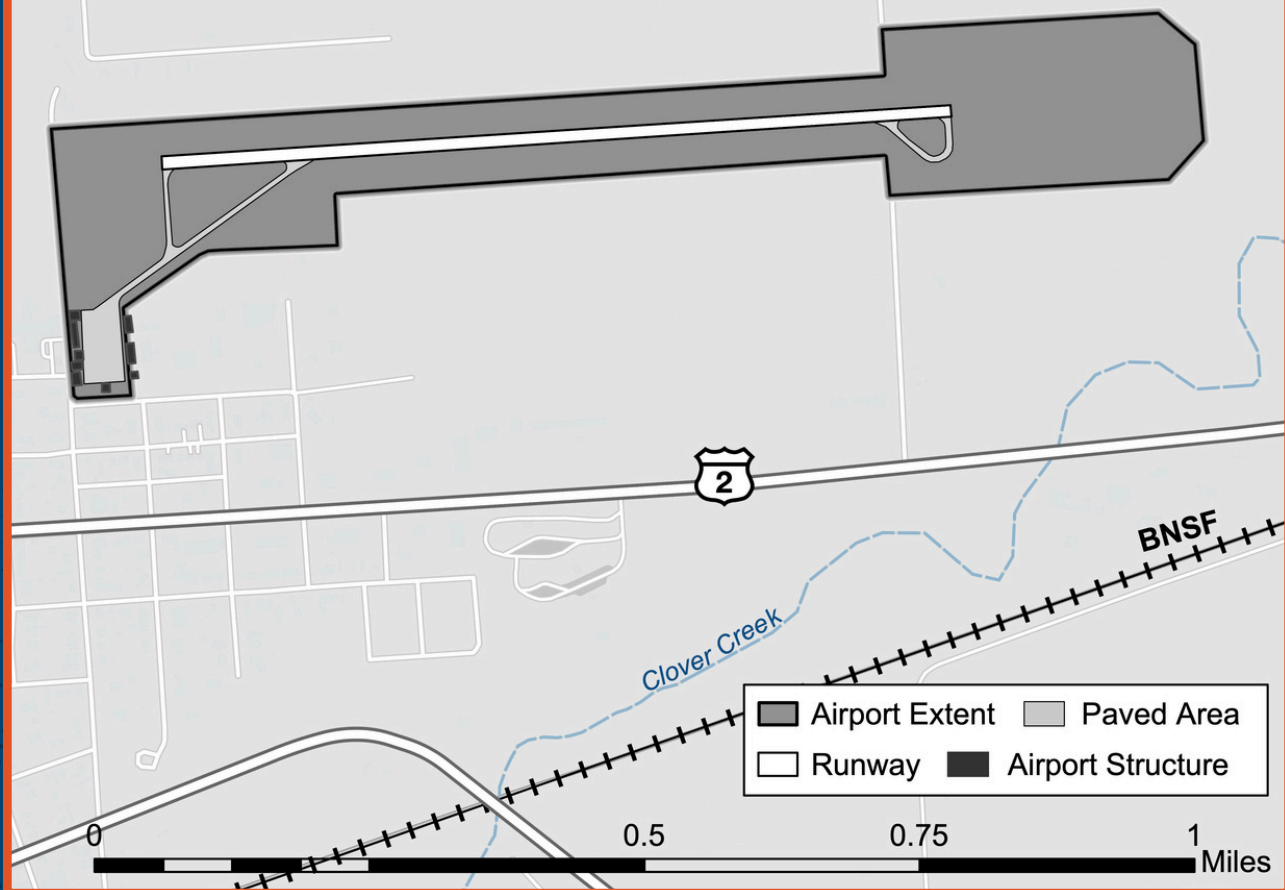
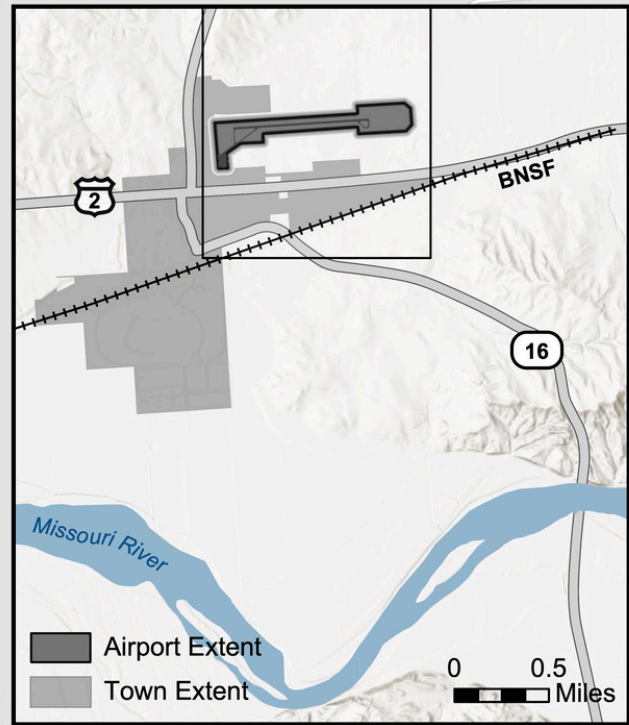


Big Sky Field (S85)

Culbertson, MT



48°09.2' N
104° 30.2' W
1953'



AERONAUTICS DIVISION
2630 Airport Road
PO Box 200507
Helena, MT 59620-0507



To request an alternative accessible format of this document, please contact MDT's ADA Coordinator, Matt Maze, at 406-444-5416, Montana Relay Service at 711, or by email at mmaze@mt.gov.

This document is printed at state expense. Information on the cost of producing this publication may be obtained by contacting the Department of Administration.