

# Montana Teen Pre-Training Test

Name \_\_\_\_\_ date \_\_\_\_\_

**Sample Question:** In which box(es) do you see only sky?  
Place an X in the correct box(es).

Answer

X	X	X	X	X

## Situation 1

In which box is there the greatest crash risk?


## Situation 2a

In which box is a single-vehicle crash most likely to occur from speed being too fast?


## Situation 2b

In which box is a multi-vehicle crash most likely to appear?


## Situation 3a

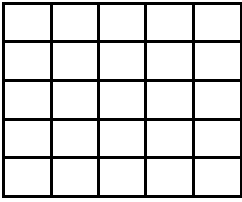
You are in Florida on vacation. As you approach this intersection, which box(es) should you search to be certain you have a clear path of travel?


## Situation 3b

You may need to yield to a vehicle coming from which box?



**Situation 3c**

Beginning from where the car is presently located, list all the boxes you would need to travel over to get through the intersection.




**Situation 4**

You are preparing to make a left turn. You are looking out the driver's side window. In which boxes do you see blockages to your line of vision that conceal your path of travel?




**Situation 5**

Which one box presents the most dangerous line-of-sight blockage to your intended path of travel?



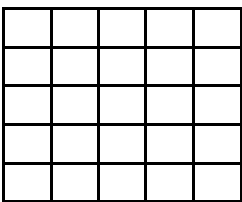
**Situation 6**

Which one box is most necessary to search to detect something concealed by a line-of-sight blockage?



**Situation 7a**

Which box is most important to search at this moment?



**Situation 7b**

Which box is most important to search two seconds later?


**Situation 8**

In which box is a crash most likely to occur due to driving too fast?


**Situation 9**

In which box should your speed be the slowest?


**Situation 10**

Which box(es) should you search to detect a problem affecting the right side of the lane?


**Situation 11**


In which box should your lane position be to the left side of the lane?


**Situation 12a**

In which box should your lane position be to the left side of the lane?



**Situation 12b**

In which boxes are there vehicles creating a line-of-sight blockage to your path of travel?




**Situation 13**

To compensate for line-of-sight blockages, which boxes should be searched? List them in the order of your approach.



**Situation 14**

In which box should speed be the slowest?



**Situation 15**

If a car going in our direction (Car A) and a car approaching from the opposite direction (Car B) were to drift off the road surface, which car would have the greatest potential for rolling over while attempting to get back onto the road surface?

Answer: \_\_\_\_\_ Car A

\_\_\_\_\_ Car B

**Situation 16**

If your vehicle unintentionally travelled a full vehicle-width off the road surface - with both tires off the road - which scene, Scene A or Scene B, would more likely cause the vehicle to roll over while attempting to get back onto the highway?

Answer: \_\_\_\_\_ Scene A

\_\_\_\_\_ Scene B