



Motor Fuel Section

Motor Fuel Licensing/Reporting Guidelines

May 2023

ANSI ASC X12 V.4030 – Version 2.0



Table of Contents

Chapter 1 - Introduction	1-1
Montana's Fuel Definitions	1-2
Chapter 2 – Gasoline/Special Fuel Distributor License	2-4
Who is required to be licensed?	2-4
Who may choose to be licensed?	2-4
Getting Licensed	2-4
What are Montana's Bonding requirements?	2-4
Who is required to report?	2-5
Chapter 3 - Reporting Flow	3-6
Chapter 4 - Schedule Descriptions	4-7
Chapter 5 –Reporting Methods	5-9
ANSII X12 Electronic Reporting Format	5-9
<i>X12 Attribute and Separator Conventions</i>	5-9
<i>X12 Transaction Set 813 EDI Reporting Structure</i>	5-10
<i>Montana X12 813 Map Flow</i>	5-11
<i>X12 813 EDI Map</i>	5-12
Interchange Control Header Description	5-12
Functional Group Header Description	5-13
Transaction Set Header Description	5-13
Transaction Set - Report Information	5-19
Summary Information	5-22
Schedules	5-25
Transaction Set Trailer Description	5-32
Functional Group Trailer Description	5-32
Interchange Control Trailer Description	5-32
<i>Sample File</i>	5-33
<i>File Naming Convention</i>	5-33
HOW TO SUBMIT YOUR EDI FILE	5-34
Validate Contact and Address Information	5-36
Upload an EDI File	5-36
Edit an EDI File	5-38
WEB ENTRY METHOD	5-42
Internet filer: Fuel Tax Report with No Activity	5-45
Internet filer: Fuel Tax Report with Activity	5-48
Schedules	5-50
Certify your report	5-56
Paper Forms	5-58
Appendix A - USA States, Canadian Provinces/Territories and Mexican States Codes	5-59
Trading Partner Agreement	5-60
For Electronic Data Interchange (EDI)	5-60

References

MFS	Motor Fuel Section Montana Department of Transportation Phone: (406) 444-7276 Email: mdtedi@mt.gov World Wide Web site: www.mdt.mt.gov
Montana Codes Annotated	World Wide Web site: http://data.opi.mt.gov/bills/mca_toc/index.htm
ASC X12	The Accredited Standards Committee Subcommittee - X12G – Government Task Group 2 (X12G/TG2) Tax Information Interchange Development TIGERS World Wide Web site: http://www.x12.org
ASC X12 Standards Manual	Publications Manager, Publications Department Data Interchange Standards Association (DISA) 333 John Carlyle Street, Suite 600, Alexandria, VA 22314 Phone: 703-548-7005 FAX: 703-548-5738 E-mail: publications@disa.org World Wide Web site: http://www.disa.org
W3C XML Standards	World Wide Web Consortium World Wide Web site: http://www.w3.org/
FTA Uniformity Guide	Motor Fuel Tax Section, Uniformity Project Federation of Tax Administrators (FTA) 444 N. Capitol St., NW, Washington, DC 20001 Contact: Cindy Anders-Robb Phone: (307) 632-4144 Fax: (307) 632-3234 E-mail: cindy.anders-robb@taxadmin.org World Wide Web site: http://www.taxadmin.org

Chapter 1 - Introduction

The Montana Department of Transportation (MDT) collects all state taxes on motor fuel distributed within the state, resulting in generation of approximately \$200 million annually in total revenue. Most of this revenue provides the state match for federal highway special revenue funds; the remainder is used by various state agencies for transportation-related improvements within the state and to fund MDT.

MDT has adopted the Federation of Tax Administrators (FTA), Motor Fuel Tax Section, Uniformity Project standards. These standards define the methods for reporting information on the movement and distribution of motor fuels. These guides can be found at <http://www.taxadmin.org/fta/mf/uniformity.html>. These methods have made it easier for the motor fuels industry to accurately report and for the states to efficiently process information and taxes.

Montana's point of taxation for gasoline and special fuel is at the distributor level. Licensed distributors report their fuel activity using FTA Uniform forms. Montana's reporting forms are available at <http://www.mdt.mt.gov/publications/forms.shtml#fuel>.

There are three ways to report to Montana:

1. ANSI X12 Electronic File format;
2. WEB entry screens;
3. Paper forms (MDT Forms only).

Montana's Fuel Definitions

Aviation Fuel: means gasoline or any other liquid fuel by whatever name the liquid fuel may be known or sold, compounded for use in and sold for use in aircraft, including but not limited to any and all gasoline or liquid fuel meeting or exceeding the minimum specifications prescribed by the United States for use by its military forces in aircraft.

Special Fuel: Those combustible gases and liquids commonly referred to as diesel fuel or any other volatile liquid of less than 46 degrees A.P.I. gravity test, except LPG, when actually sold for use in motor vehicles operating upon the public roads and highways within the state of Montana. The term "special fuel" includes bio-diesel and additives of all types when the additive is mixed or blended into special fuel, regardless of the additive's classifications or uses.

Gasoline: includes (i) all petroleum products commonly or commercially known or sold as gasoline, including casing head gasoline, natural gasoline, aviation fuel, and all flammable liquids composed of a mixture of selected hydrocarbons expressly manufactured and blended for the purpose of effectively and efficiently operating internal combustion engines; and (ii) except for alcohol blended into gasohol, any other type of additive when the additive is mixed or blended into gasoline, regardless of the additive's classifications or uses.

Ethanol Blended Gasoline/Gasohol: means a fuel blend containing at least 10% alcohol, with the balance being gasoline and other additives. Ethanol Blended Gasoline/Gasohol is also known as "E-10".

Effective 7/1/22

Fuel Type	Tax Rate	Tax Rate For Licensed Distributors	Montana Petroleum Storage Cleanup Fee	Exemption Information
Gasoline Gasohol Ethanol Blended Gasoline	.33	.3267 (.33 less the 1% collection allowance)	.0075	Exempt from tax and cleanup fee if exported or sold to another licensed distributor.
Aviation	.05	.05	.0075	Exempt from tax and cleanup fee if exported or sold to another licensed distributor. Jet fuel sold directly to the federal defense fuel supply center is exempt from 5-cent tax and the cleanup fee.
Diesel-undyed	.2975	.2945 (.2975 less the 1% collection allowance)	.0075	Exempt from tax and cleanup fee if exported or sold to another licensed distributor. Exempt from cleanup fee if sold to a federal defense fuel supply center or a railroad.
Diesel - dyed	-0-	-0-	.0075	Exempt from cleanup fee if exported or sold to another licensed distributor. Exempt from cleanup fee if sold to a federal defense fuel supply center or a railroad.

Chapter 2 – Gasoline/Special Fuel Distributor License

Who is required to be licensed?

Montana requires the following entities to hold a Gasoline/Special Fuel Distributor License:

- a person who engages in the business in this state of producing, refining, manufacturing, or compounding gasoline or special fuel for sale, use, or distribution;
- a person who imports gasoline or special fuel into Montana for sale, use, or distribution.

Who may choose to be licensed?

A person who engages in the wholesale distribution of gasoline and/or special fuel in this state to assume the Montana State fuel tax liability. The term "wholesale distribution" does not include a parent corporation or company that sells gasoline, special fuel, or aviation fuel only to its wholly owned subsidiary service stations. Montana ARM 18.15.210.

A person who exports fuel to another state or province to exempt the fuel from the Montana State fuel tax.

Getting Licensed

Distributor license forms are available on the Internet at <http://www.mdt.mt.gov/publications/forms.shtml> Click Fuel Tax, scroll to Motor Fuels Distributor Forms.

Forms needed are:

- Application for Gasoline/Special Fuel Distributor License
- Surety Bond-Gasoline/Special Fuel Distributor License
- A distributor who chooses to become licensed under the wholesaler option must also submit the Supplemental-Application for Gasoline/Special Fuel Distributor License.

All application and bond forms must be filled out completely.

What are Montana's Bonding requirements?

Minimum bonding amount for distributors licensed under the importer and/or exporter option is \$25,000.00 or twice the monthly estimated tax liability, whichever is greater, up to \$100,000.00.

Minimum bond requirement for all other distributors is twice the monthly estimated tax liability up to \$100,000.00.

Who is required to report?

All Montana licensed Gasoline/Special fuel distributors must file a report regardless of their fuel activity. Cancellation of the distributor license must be made in writing.

What is the due date for the tax report?

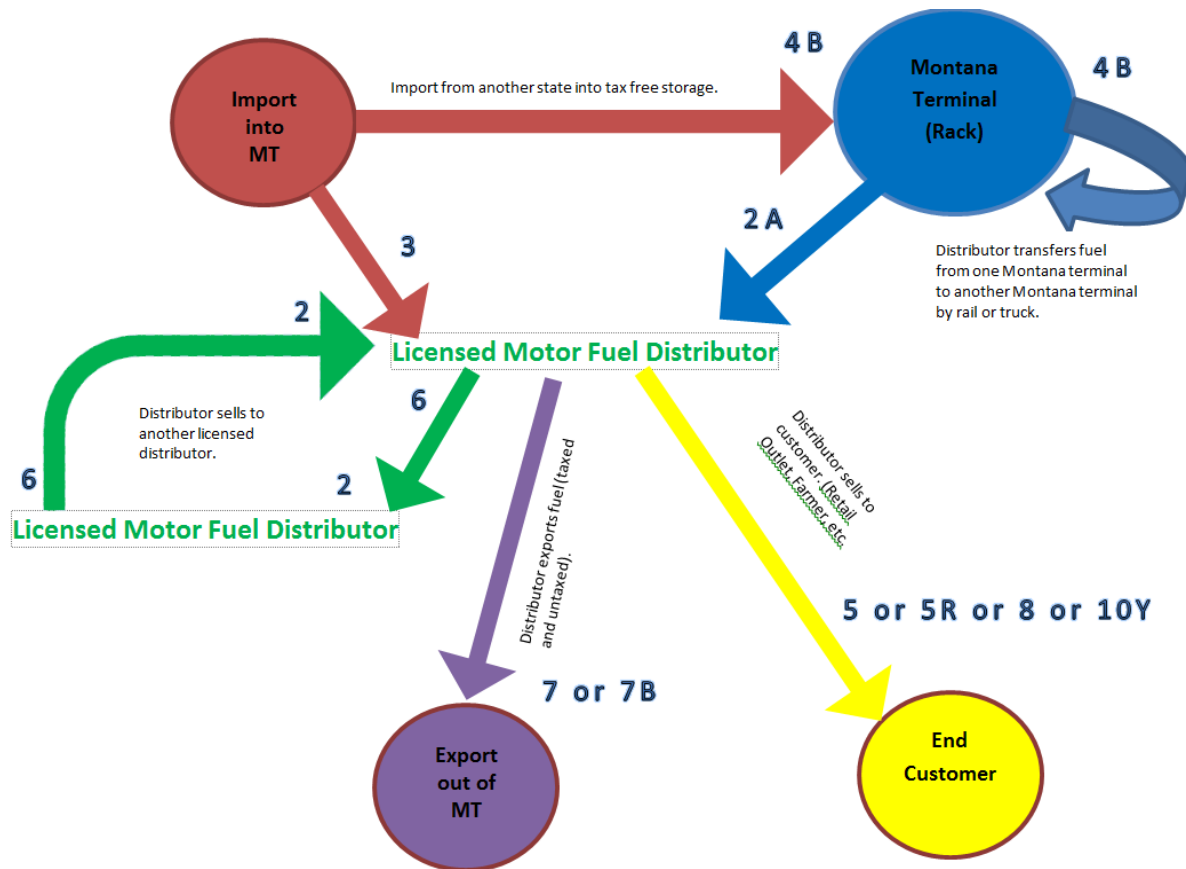
Tax reports for the preceding month are due and need to be postmarked by the 25th of the month except when the 25th falls on a weekend or holiday. When this happens, the due date becomes the next business day after the 25th. For example, May 2023 reports are due and must be postmarked on or before June 26, 2022. A report must be filed regardless of fuel activity.

Montana Gasoline/Special Fuel Distributors monthly paper reporting forms are available on the Internet at <http://www.mdt.mt.gov/publications/forms.shtml>. All information on the schedules is required. All distributors receiving over 99,999 gallons of fuel in a 12-month period are required to report electronically.

Incentive to pay electronically:

Montana offers electronic tax payments made either by ACH Credit or ACH Debit. If you pay your taxes by one of these methods, the due date for the tax payment is 5 days after the 25th. When that 5th day falls on a weekend or holiday, the due date becomes the first business day after that 5th day. The due date for the tax report remains the same regardless of how payment of tax is made.

Chapter 3 - Reporting Flow



Schedule of Receipts:

- 1 Gallons received tax paid.
- 2 Gallons received from licensed motor fuel distributor.
- 2A Gallons received from distributor's own refinery or terminal tax unpaid.
- 3 Gallons imported from another state direct to customer.
- 4B Gallons imported or transferred from in-state storage tax-free into in-state refinery storage by rail or truck.

Schedule of Disbursements

- 5 Gallons delivered tax collected.
- 5R Gallons delivered to Native American reservation tax collected.
- 6 Gallons delivered to licensed motor fuel distributor – tax not collected.
- 7 Gallons exported – tax not collected.
- 7B Gallons exported or sold for export already taxed.
- 8 Gallons delivered to US Government – tax exempt.
- 10Y Gallons delivered tax exempt to railroad.

Product:

- 065 Gasoline
- 123 Alcohol
- 124 Gasohol
- 125 Aviation Gasoline
- 130 Jet Fuel (Includes JP4 & JP8)
- 142 Kerosene - undyed
- 072 Kerosene – dyed
- 160 Diesel Fuel - undyed
- 228 Diesel Fuel - dyed
- 284 Biodiesel – undyed
- 290 Biodiesel - dyed

Chapter 4 - Schedule Descriptions

The tax on motor fuel in Montana is owed when the fuel is distributed. This means that when the fuel is withdrawn from the terminal or refinery by means other than pipeline for use or sale in the state. The fuel must be withdrawn by a licensed distributor. Tax is due on the fuel when the distributor sells the fuel to an unlicensed party, places the fuel into storage tanks, or the fuel arrives in the state and is brought to rest (such as in a railcar to be offloaded in trucks or vehicles).

Receipts

Schedule 1 – Gallons received tax paid. A distributor reports a schedule 1 when receiving tax paid fuel from another Montana licensed distributor or terminal.

Schedule 2 – Gallons received from licensed motor fuel distributor tax unpaid. A distributor reports a schedule 2 when receiving motor fuel with Montana taxes not tax paid from another licensed distributor or a terminal. If the fuel is placed in the receiving licensed distributor's bulk storage or delivered to a non-licensed distributor, the tax is owed by the last receiving licensed distributor.

Schedule 2A – Gallons received from distributors own refinery or terminal tax unpaid. A distributor who owns a refinery or terminal reports a schedule 2A on their motor fuels distributor return when they withdraw fuel from that refinery or terminal.

Schedule 3 – Gallons imported from another state direct to customer. A distributor reports a schedule 3 when importing fuel from another state or Canada. The importer is the distributor that owns the fuel as it is brought into Montana.

Schedule 4B – Gallons imported or transferred from in-state storage tax-free into in-state refinery storage by rail or truck. A distributor reports a schedule 4B to report fuel transferred from one terminal to another **NOT** via pipeline. The originating terminal might be in Montana or out of Montana. The destination terminal must be in Montana.

Disbursements

Schedule 5 – Gallons delivered tax collected. A distributor reports a schedule 5 when delivering fuel tax paid. The distributor does not report tax paid disbursements from their own bulk storage.

Schedule 5R – Gallons delivered to Native American reservation tax collected. A distributor reports schedule 5R for all tax paid fuel delivered on a Native American reservation.

Schedule 6 – Gallons delivered to licensed motor fuel distributor - tax not collected. A distributor reports a schedule 6 when they deliver the fuel to another licensed distributor without collecting the motor fuel tax.

Schedule 7 – Gallons Exported – tax not collected. A licensed distributor reports a schedule 7 when they pick up a load of fuel originating at a Montana terminal and export it to another state or province. The exporter is the distributor that owns the product as it leaves Montana. This information will be reported to the destination state or province by Montana.

Schedule 7B – Gallons exported or sold for export already taxed. A distributor reports a schedule 7B when they export fuel from a storage facility in Montana and Montana taxes were paid. The clean up fee is not credited on this fuel. This information will be reported to the destination state or province by Montana.

Schedule 8 – Gallons delivered to US Government – tax exempt. This applies to jet fuel and diesel fuel only. A distributor reports a schedule 8 when the jet fuel and/or diesel fuel is delivered and sold to the Federal Defense Fuel Supply Center in Montana. Clear diesel fuel is exempt from cleanup fee only. Jet fuel and dyed diesel are exempt from both tax and cleanup fee.

Schedule 10Y – Gallons delivered tax exempt to railroads. (Cleanup Fee Only) This applies to diesel fuel only. A distributor uses a schedule 10Y when delivering clear or dyed diesel fuel to the railroads.

Carrier Deliveries - **Carrier Reports are not currently required by Montana.

Schedule 14A - Carrier deliveries in another state or province (export). A carrier uses schedule 14A to report fuel delivered to another state or province. This shows all fuel exported from Montana.

Schedule 14B - Carrier deliveries received from another state or province (import). A carrier uses schedule 14B to report fuel hauled from another state or province into Montana. This shows all fuel imported into Montana.

Chapter 5 –Reporting Methods

ANSII X12 Electronic Reporting Format

X12 Attribute and Separator Conventions

Attributes

Attribute	Definition
Data Element Type	<p>Nn – Numeric Numeric type data element is symbolized by the two-position representation (Nn). N indicates a numeric, and n indicates the decimal places to the right of a fixed, implied decimal point. N0 (N Zero) is a numeric with no decimal places.</p> <p>R – Decimal (Real) The decimal point is optional for integer values but is required for fractional values. For negative values, the leading minus (-) sign is used. Absence of this sign indicates a positive value. The plus (+) sign should not be transmitted.</p> <p>ID – Identifier An identifier data element must always contain a value from a predefined list of values that is maintained by ASC X12 or by other bodies that are recognized by ASC X12.</p> <p>AN – String A string (Alphanumeric) is a sequence of any characters from the basic or extended character sets. It must contain at least one non-space character. The significant characters must be left justified. Leading spaces, if any, are assumed to be significant. Trailing spaces should be suppressed.</p> <p>DT – Date Format for the date type is CCYYMMDD. CC is the century digits of the year (ex. 19, 20). YY is the last two digits of the year (00-99), MM is the numeric value of the month (01-12), and DD for the day (01-31).</p> <p>TM – Time Format for the time type is HHMMSS, expressed in 24-hour clock format. HH is the numeric value for hour (00-23), MM for minute (00-59), and SS for second (00-59).</p>
Requirement Designator	<p>Defines how the data element is used in a segment.</p> <p>M Mandatory data element - This element is required to appear in the segment.</p> <p>O Optional data element - The appearance of this data element is at the option of the sending party or is based on a mutual agreement of the interchange parties.</p> <p>X Relational data element - Relational conditions may exist between two or more data elements. If one is present the other/s is required. The relational condition is displayed under the Syntax Noted of the X12 Standards.</p>
Data Element Length	The number of character positions assigned to a data element. Example: Data element length of 2/10. You must have at least 2 characters but no more than 10 characters for this element (minimum of 2/ maximum of 10).
Semantic Note Designator	<p>Z – Designator A data element within a segment may have a designator (Z) that indicates the existence of a semantic note. Semantic notes are considered part of the standard. If a condition designator and a semantic note both affect a single data element, the condition will appear first, separated from the semantic note designator by a vertical bar (). The number 00 to the left of the comment identifies semantic notes that are general in nature.</p>

Separator Requirements

Type	ASCII Value	EBCDIC Value	Character	Character Name
Repetition Separator	7C	4F		Pipe
Segment Terminator	5C	E0	\	Back Slash
Element Separator	7E	A1	~	Tilde
Sub-element Separator	5E	5F	^	Caret
Padding Character	20	40	Space	Space

X12 Transaction Set 813 EDI Reporting Structure

Definitions: Grayed out information is not used by Montana

Table1

Pos No	Uniform 813 Map	Header
0100	ST	Transaction Set Header
0200	BTI	Identify Tax Agency Information
0300	DTM	Tax Filing Period
0400	TIA	Confidential Information
0400	TIA	Total Net Reported
0430	REF	Line Item Control Number
0470	BPR	Payment Information
0500	N1	Taxpayer Name Detail
0600	N2	Additional Taxpayer Name Detail
0800	N3	Address Detail
0900	N4	City, State, Zip Code Detail
1000	PER	General Contact Person
1000	PER	EDI Contact Person
0500	N1	Mailing Name Detail
0600	N2	Additional Mailing Name Detail
0800	N3	Mailing Address Detail
0900	N4	Mailing City State Zip Code Detail

Pos No	Uniform 813 Map	Report	SUM	SCH
0100	TFS	Report	Summary Information	Schedules
0200	REF	Relationship to the Transaction	Relationship to the Transaction	Relationship to the Transaction
0200	REF	Sequence Number	Sequence Number	Sequence Number
0200	REF	No Activity		
0300	DTM	Sold/Purchase Date		
0300	DTM	Ending Inventory Date		
0500	N1			Point of Origin
0500	N1			Seller Information
0500	N1			Position Holder Information / Delivering Exchange Party
0500	N1			Receiving Exchange Party Information
0500	N1			Person Hiring Carrier (Consignor)
0500	N1			Carrier Information
0500	N1			Buyer/Consignee Information
0500	N1			Point of Destination
0920	TIA	Total Due/Transported		
1000	FGS	Physical Inventory by Product	Summary Data	Bill of Lading
1100	REF	Sequence Number	Sequence Number	Sequence Number
1200	DTM			Bill of Lading Date
1800	TIA	Physical Inventory	Information	Bill of Lading Net
1800	TIA		Interest	Bill of Lading Gross
1800	TIA		Penalty	Bill of Lading Billed

Table 3

Pos No	Uniform 813 Map	Trailer
0100	SE	Transaction Set Trailer

#

X12 813 EDI Map

Key:

Not Used	Not used: no data to transmit
Not Used	Not used by MDT
Syntax Notes	Note: Notes defined by X.12 Standards
MDT Notes	Note: Notes defined by MDT

Interchange Control Header Description

Interchange Segment								(Required)
Element ID	Elem Ref #	Sub-Element Ref#	Field Status	Field Name	Field Type	Length		Field Description
						Min.	Max.	
ISA01	I01		M	Authorization Information Qualifier	ID	2	2	"03"
ISA02	I02		M	Authorization Information	AN	10	10	"MDT813MF32"
ISA03	I03		M	Security Information Qualifier	ID	2	2	"00"
ISA04	I04		M	Security Information	AN	10	10	"0000000000"
ISA05	I05		M	Interchange ID Qualifier	ID	2	2	"ZZ"
ISA06	I06		M	Interchange Sender ID	AN	15	15	Identification Code determined by sender and agreed upon by MDT.
ISA07	I05		M	Interchange ID Qualifier	ID	2	2	"ZZ"
ISA08	I07		M	Interchange Receiver ID	AN	15	15	"MONTANADOT "
ISA09	I08		M	Interchange Date	DT	6	6	"YYMMDD" = Date Of The Interchange
ISA10	I09		M	Interchange Time	TM	4	4	"HHMM" = Time Of The Interchange
ISA11	I65		M	Repetition Separator		1	1	" " = EBCDIC - 4F HEX ASCII - 7C HEX
ISA12	I11		M	Interchange Control Version Number	ID	5	5	"00403"
ISA13	I12		M	Interchange Control Number	N0	9	9	The interchange control number uniquely identifies the interchange data to the sender. The sender assigns this number.
ISA14	I13		M	Acknowledgment Requested	ID	1	1	"0" = No Acknowledgment Required
ISA15	I14		M	Usage Indicator	ID	1	1	"P" = Production Data "T" = Test Data
ISA16	I15		M	Component Sub-Element Separator		1	1	"^" = EBCDIC - 5F HEX ASCII - 5E HEX
ISA~03~MDT813MF32~00~0000000000~ZZ~0123456789 ~ZZ~MONTANADOT ~030125~0500~ ~00403~000000001~0~P~^								
Syntax Notes: None								
MDT Note: ISA09 does not include the century based on the ANSI ASC X12 Standard.								

Functional Group Header Description

Functional Group Segment									(Required)
Element	Elem.	Sub-Ele	Field	Field Name	Field	Length		Field	Description
ID	Ref #	Ref #	Status		Type	Min.	Max.		
GS01	479		M	Functional Identifier Code	ID	2	2	"TF" for 813 Transaction Set	
GS02	142		M	Application Sender's Code	AN	2	15	Code identifying party sending transmission. Code assigned by sender and agreed to by MDT. Same as ISA06.	
GS03	124		M	Application Receiver's Code	AN	2	15	"MDT-MF32"	
GS04	373		M/Z	Date	DT	8	8	"CCYYMMDD" = Date	
GS05	337		M/Z	Time	TM	4	8	"HHMMSSDD" = Time	
GS06	28		M/Z	Group Control Number	N0	1	9	Assigned number originated and maintained by the sender.	
GS07	455		M	Responsible Agency Code	ID	1	2	"X" = ASC X12	
GS08	480		M	Version/ Release / Industry Identifier Code	AN	1	12	"004030"	
GS~TF~0123456789~MDT-MF32~20030123~0930~0001~X~004030\									
Syntax Notes: None									
MDT Note: None									

Transaction Set Header Description

Beginning of Transaction Set Header Segment									(Required) Pos. No. 0100
Element	Elem	Sub-Ele	Field	Field Name	Field	Length		Field	Description
ID	Ref #	Ref #	Status		Type	Min	Max		
ST01	143		M	Transaction Set Code	ID	3	3	"813"	
ST02	329		M	Transaction Set Control Number	AN	4	9	Filer defined unique control number (Same value as SE02)	
ST03	1705		O/Z	Implementation Convention Reference	AN	1	5	Version of taxing authority's implementation guide.	
ST~813~10001~00001\									
Syntax Notes: None									
MDT Note: ST03 is used to determine which implementation guide the trading partner is using. This is important when multiple versions of the guide exist.									

Identify Tax Agency Information Begin Tax Information Segment									(Required) Pos. No. 0200
Element	Elem	Sub-Ele	Field	Field Name	Field	Length		Field	Description
ID	Ref #	Ref #	Status		Type	Min	Max		
BTI01	128		M	Reference Number Qualifier	ID	2	2	"T6"	
BTI02	127		M	Reference Number	AN	3	3	"050"	
BTI03	66		M	ID Code Qualifier	ID	2	2	"47"	
BTI04	67		M	ID Code	AN	2	20	"MDT"	
BTI05	373		O	Transaction Create Date	DT	8	8	"CCYYMMDD" = Transmission Date	
BTI06	818		O	Name Control ID	AN	4	4	First 4 positions of Taxpayer's Legal Business Name. If business name is less than 4 characters, left justify name control and pad with "***".	
BTI07	66		X	ID Code Qualifier	ID	2	2	"24" = FEIN - Federal Employer Identification Number "34" = SSN - Social Security Number	
BTI08	67		X	ID Code	AN	9	18	Taxpayer's FEIN or SSN	
BTI09	66		X	ID Code Qualifier	ID	2	2	"49"	
BTI10	67		X	ID Code	AN	2	20	Montana License Number	
BTI11	66		X	ID Code Qualifier	ID	2	2	"48" = IRS Electronic Filer ID Number	
BTI12	67		X	ID Code	AN	9	15	637 Permit Number	
BTI13	353		O	Transaction Set Purpose Code	ID	2	2	Original Filing Options: "00" = Original "05" = Replace	

BTI14	640		O	Transaction Type Code	ID	2	2	Amended Filing Options: "CO" = Corrected "6S" = Supplemental
BTI~T6~050~47~MDT~20030125~ABCD~24~516999988~49~123456~~~00\								
Syntax Notes: If either BTI07 or BTI08 is present, then the other is required. If either BTI09 or BTI10 is present, then the other is required.								
MDT Notes: BTI07 must be the FEIN if the taxpayer has one. Submit a SSN only for sole proprietorships that have not been issued a FEIN. Elements BTI11 and BTI12 are not used by Montana. The application of BTI13 and BTI14 are as follows: BTI13 should be used when the taxpayer transmits their initial return (BTI13 should be used without BTI14); BTI14 should be used when the taxpayer transmits modifications (BTI14 should be used without BTI13). This is a recommendation of the Motor Fuel Uniformity Committee, not a requirement of X12. Further clarification of these elements is located below.								
Element		Application						
BTI13 [Initial Return]								
"00" = Original		Use "Original" when first attempt to transmit your return to the department, no matter if the Department receives your return.						
"05" = Replace		Use "Replace" when replacing the entire original submission prior to the return due date.						
BTI14 [Amended Return]								
"CO" = Corrected		Use "Corrected" when correcting or adjusting originally submitted data after the return due date.						
"6S" = Supplemental		Use "Supplemental" when transmitting new or additional data not included in original or amended return after the return due date.						

Tax Filing Period								(Required)
Date/Time Reference Segment								Pos. No. 0300
Element	Elem	Sub- Ele	Field	Field Name	Field	Length		Field
ID	Ref #	Ref #	Status		Type	Min	Max	Description
DTM01	374		M	Date/Time Qualifier	ID	3	3	"194"
DTM02	373		X	Date	DT	8	8	"CCYYMMDD" = Tax Filing Period End
DTM03 and DTM04 are not used.								
DTM05	1250		X	Date Time Period Format Qualifier	ID	3	3	"RD8" = Range of Dates
DTM06	1251		X	Date Time Period	AN	17	17	"CCYYMMDD-CCYYMMDD" = Tax Filing Period Beginning and Ending Dates.
DTM~194~20021225\								
Syntax Notes: DTM02 is required.								
MDT Notes: Elements DTM05 and DTM06 are not used by Montana.								

Confidential Data								
Tax Information and Amount Segment								Pos. No. 0400
Element	Elem	Sub- Ele	Field	Field Name	Field	Length		Field
ID	Ref #	Ref #	Status		Type	Min	Max	Description
TIA01	817		M	Tax Information Code	AN	4	4	"5010" = Confidential Information
TIA02 is not used.								
TIA03	449		X	Fixed Format Information	AN	1	5	User defined: Example: "6103" = IRS 6103B Tax data.
TIA~5010~~6103\								
Syntax Notes: TIA03 is required.								
MDT Notes: This segment is not used by Montana								

Total Net Reported									
Tax Information and Amount Segment								Pos. No. 0400	
Element	Elem	Sub-Ele	Field	Field Name	Field	Length		Field	
ID	Ref #	Ref #	Status		Type	Min	Max	Description	
TIA01	817		M	Tax Information Code	AN	4	4	"5001" = Total Net Reported	
TIA02 and TIA03 are not used.									
TIA04	380		X	Quantity	R	1	15	Total Number of Net Gallons in Tax Filing	
TIA05	355		M	Unit of Measurement Code	ID	2	2	"GA" = Gallons	
TIA~5001~~~1000000~GA\									
Syntax Notes: TIA04& TIA05 are required.									
MDT Notes: This segment is not used by Montana.									

Line Item Control Number								
Reference Number Segment								Pos. No. 0430
Element	Elem	Sub-Ele	Field	Field Name	Field	Length		Field
ID	Ref #	Ref #	Status		Type	Min	Max	Description
REF01	128		M	Reference Identification Qualifier	ID	2	2	"FJ" = Line Item Control Number
REF02	127		X	Reference Identification	AN	1	7	Control Number
REF03	352		X	Description	AN	1	5	Error response code
REF~FJ~0001234\								
Syntax Notes:		At least one of REF02 or REF03 is required.						
MDT Note:		This segment is not used by Montana.						

Payment Order Remittance Advice								(Optional) Pos. No. 0470	
Beginning Segment									
Element	Elem	Sub-Ele	Field	Field Name	Field	Length		Field	
ID	Ref #	Ref #	Status		Type	Min	Max	Description	
BPR01	305		M	Transaction Handling Code	ID	1	2	“S” = Single Debit Authorization “P” = Pre-notification	
BPR02	782		M	Monetary Amount	R	1	18	Amount of tax payment	
BPR03	478		M	Credit/Debit Flag Code	ID	1	1	“D” = Debit	
BPR04	591		M	Payment Method Code	ID	3	3	‘ACH’ = Automated Clearing House	
BPR05	812		M	Payment Format Code	ID	3	3	“CCD” = Cash Concentration/Disbursement “CCP” = Cash Concentration/Disbursement plus Addenda (CCD+)	
BPR06 through BPR11 are not inserted by the taxpayer. They are on file with the party that creates the ACH Debit transaction. The taxpayer transmits empty fields for these elements.									
BPR06	506		X/Z	(ODFI) ID Number Qualifier	ID	2	2	“01” = ABA Transit Routing Number and Check Digits.	
BPR07	507		X	(ODFI) Identification Number	AN	3	12	State’s Bank Routing and Transit Number	
BPR08	569		O/Z	(ODFI) Account Number Qualifier	ID	1	3	“DA” = Demand Deposit “SG” = Savings	
BPR09	508		X/Z	(ODFI) Account Number	AN	1	35	State’s Bank Account Number to be Credited	
BPR10	509		O	Originating Company Identifier	AN	10	10	State ID Example: Taxing Authority’s DUNS Number	
BPR11	510		O	Originating Company Supplemental Code	O	9	9	Code Identifying Fiscal Agent	
BPR12	506		X/Z	(RDFI) ID Number Qualifier	ID	2	2	“01” = ABA Transit Routing Number and Check Digits	
BPR13	507		X	(RDFI) Identification Number	AN	3	12	Taxpayer’s Bank Routing and Transit Number	
BPR14	569		O/Z	(RDFI) Account Number Qualifier	ID	1	3	“DA” = Demand Deposit “SG” = Savings	
BPR15	508		X/Z	(RDFI) Account Number	AN	1	35	Taxpayer’s Bank Account to be Debited	
BPR16	373		O/Z	Date	DT	8	8	The intended payment effective date (CCYYMMDD)	
BPR17	1048		O/Z	Business Function Code	ID	1	3	“TAX” = Tax Payment	
BPR~S~500~D~ACH~CCD~~~~~01~123456789~DA~987654321~20010325~TAX\									
Syntax Notes: If either BPR06 or BPR07 is present, then the other is required. If BPR08 is present, then BPR09 is required. If either BPR12 or BPR13 is present, then the other is required. If BPR14 is present, then BPR15 is required.									
MDT Notes: This segment is not used by Montana									

Name Detail								
Name Segment								Pos. No. 0500
Element	Elem	Sub-Ele	Field	Field Name	Field	Length		Field
ID	Ref #	Ref #	Status		Type	Min	Max	Description
N101	98		M	Entity Identification Code	ID	2	2	"TP"
N102	93		X	Name	AN	1	35	Taxpayer Name
N1~TP~ABC Distributing\								
Syntax Notes: N102 is required.								
MDT Note:		This is the name of the business as licensed with Montana. The name of the business can not be changed through this						
		Process. The name of the business must be changed through the licensing process.						

Additional Taxpayer Name Detail									
Additional Name Segment								Pos. No. 0600	
Element	Elem	Sub-Ele	Field	Field Name	Field	Length		Field	
ID	Ref #	Ref #	Status		Type	Min	Max	Description	
N201	93		M	Name	AN	1	35	Taxpayer Name	
N202	93		O	Name	AN	1	35	Taxpayer Name	
N2~ABC Trucking~ABC Station\									
Syntax Notes:		None							
MDT Note:		This is optional name information. It may include DBA if different than the name of the business licensed with Montana.							

Address Detail								
Address Information Segment								Pos. No. 0800
Element	Elem	Sub-Ele	Field	Field Name	Field	Length		Field
ID	Ref #	Ref #	Status		Type	Min	Max	Description
N301	166		M	Address Information	AN	1	35	First Line Street Address
N302	166		O	Address Information	AN	1	35	Second Line Street Address
N3~123 C Street~PO Box 222\								
Syntax Notes:		None						
MDT Note:		This is the physical address of the business licensed with Montana.						

City, State, Zip Code Detail								
Location Geographic Segment								Pos. No. 0900
Element	Elem	Sub-Ele	Field	Field Name	Field	Length		Field
ID	Ref #	Ref #	Status		Type	Min	Max	Description
N401	19		O	City Name	AN	2	30	Name of City
N402	156		O	State code or Province	ID	2	2	State or Province Abbreviation
N403	116		O	Postal (Zip) Code	ID	3	11	ZIP Code, ZIP Plus 4 Code or Foreign Postal code
N404	26		O	Country	ID	2	3	Country Abbreviation "USA" = United States "CAN" = Canada
N4~Helena~MT~59601-2222~USA\								
Syntax Notes:		None						
MDT Note:		This is the physical address of the business licensed with Montana.						

General Contact Person								
Administrative Communications Contact Segment							Pos. No. 1000	
Element	Elem	Sub-Ele	Field	Field Name	Field	Length		Field
ID	Ref #	Ref #	Status		Type	Min	Max	Description
PER01	366		M	Contact Function Code	ID	2	2	"CN"
PER02	93		O	Name	AN	1	35	Contact Name
PER03	365		X	Communications Number Qualifier	ID	2	2	"TE"
PER04	364		X	Communications Number	AN	10	14	Voice Telephone Number
PER05	365		X	Communications Number Qualifier	ID	2	2	"FX"
PER06	364		X	Communications Number	AN	10	10	FAX Number
PER07	365		X	Communications Number Qualifier	ID	2	2	"EM"
PER08	364		X	Communications Number	AN	1	80	E-mail Address
PER~CN~Allen Smith~TE~4069959988~FX~4069950329~EM~asmith@abc.com\								
Syntax Notes: If either PER03 or PER04 is present, then the other is required. If either PER05 or PER06 is present, then the other is required. If either PER07 or PER08 is present, then the other is required.								
MDT Note: The general contact is the person that is contacted about questions concerning the data in the return.								

EDI Contact Person								
Administrative Communications Contact Segment							Pos. No. 1000	
Element	Elem	Sub-Ele	Field	Field Name	Field	Length		Field
ID	Ref #	Ref #	Status		Type	Min	Max	Description
PER01	366		M	Contact Function Code	ID	2	2	"EA" = EDI Coordinator
PER02	93		O	Name	AN	1	35	Contact Name
PER03	365		X	Communications Number Qualifier	ID	2	2	"TE"
PER04	364		X	Communications Number	AN	10	14	Voice Telephone Number
PER05	365		X	Communications Number Qualifier	ID	2	2	"FX"
PER06	364		X	Communications Number	AN	10	10	FAX Number
PER07	365		X	Communications Number Qualifier	ID	2	2	"EM"
PER08	364		X	Communications Number	AN	1	80	E-mail Address
PER~EA~Bob Smith~TE~4061234567~FX~4061234568~EM~bsmith@abc.com\								
Syntax Notes: If either PER03 or PER04 is present, then the other is required. If either PER05 or PER06 is present, then the other is required. If either PER07 or PER08 is present, then the other is required.								
MDT Note: The EDI Contact is the person that is contacted about question concerning the electronic transfer of the return.								

The following segments are required if the mailing address is different than the physical address.

Mailing Name Detail								Pos. No. 0500
Name Segment								
Element	Elem	Sub-Ele	Field	Field Name	Field	Length		Field
ID	Ref #	Ref #	Status		Type	Min	Max	Description
N101	98		M	Entity Identification Code	ID	2	2	"31"
N102	93		X	Name	AN	1	35	Mailing Name
N1~31~ABC Company\								
Syntax Notes: N102 is required.								
MDT Note: This is the company name where information is mailed pertaining to the Montana license being reported in the return.								

Mailing Additional Name Detail								
Additional Name Segment								Pos. No. 0600
Element	Elem	Sub- Ele	Field	Field Name	Field	Length		Field
ID	Ref #	Ref #	Status		Type	Min	Max	Description
N201	93		M	Name	AN	1	35	Mailing Name
N202	93		O	Name	AN	1	35	Mailing Name
N2~ABC Distributing~ABC Trucking\								
Syntax Notes: None								
MDT Note: This is optional name detail where information is mailed pertaining to the Montana license being reported in the return.								

Mailing Address Detail								
Address Information Segment								Pos. No. 0800
Element	Elem	Sub- Ele	Field	Field Name	Field	Length		Field
ID	Ref #	Ref #	Status		Type	Min	Max	Description
N301	166		M	Address Information	AN	1	35	First Line Street Address
N302	166		O	Address Information	AN	1	35	Second Line Street Address
N3~123 C Street~PO Box 222\								
Syntax Notes: None								
MDT Note: This is the mailing address where information is mailed pertaining to the Montana license being reported in the return.								

Mailing City, State, Zip Code Detail								
Location Geographic Segment								Pos. No. 0900
Element	Elem	Sub- Ele	Field	Field Name	Field	Length		Field
ID	Ref #	Ref #	Status		Type	Min	Max	Description
N401	19		O	City Name	AN	2	30	Name of City
N402	156		O	State code or Province	ID	2	2	State or Province Abbreviation
N403	116		O	Postal (Zip) Code	ID	3	11	ZIP Code, ZIP Plus 4 Code or Foreign Postal code
N404	26		O	Country	ID	2	3	Country Abbreviation "USA" = United States "CAN" = Canada
N4~Helena~MT~59601-2222~USA\								
Syntax Notes: None								
MDT Note: This is the mailing address where information is mailed pertaining to the Montana license being reported in the return.								

End of Transaction Set Header

Transaction Set - Report Information

This TFS loop reports information on the type of report. Transaction detail is reported using the Summary and Schedule section of this map.

The TFS loop is repeated when reporting information for each report type. Repeat the FGS loop within the TFS loop for each product reported.

Beginning of Report								Pos. No. 0100	
Tax Form Segment									
Element	Elem	Sub-Ele	Field	Field Name	Field	Length		Field	
ID	Ref. #	Ref. #	Status		Type	Min	Max	Description	
TFS01	128		M	Reference Identification Qualifier	ID	2	2	"T2" = Tax Form Code	
TFS02	127		M	Reference Identification	AN	1	6	"SDR" = Distributor Report "CCR" = Carrier Report	
TFS03 and TFS04 Are not used									
TFS05	66		X	ID Code Qualifier	ID	2	2	"TC" = IRS Terminal Code	
TFS06	67		X	ID Code	AN	9	9	IRS Terminal Control Number (TCN)	
TFS~T2~SDR\									
Syntax Notes: If either TFS05 or TFS06 is present, then the other is required.									
MDT Note: The TFS loop is used once when reporting information for a Montana Licensed motor fuels distributor. Repeat the FGS loop within the TFS loop for each product reported.									
TFS05 and TFS06 are not used by Montana.									
Relationship to the Transaction Information								Pos. No. 0200	
Reference Segment									
Element	Elem	Sub-Ele	Field	Field Name	Field	Length		Field	
ID	Ref. #	Ref. #	Status		Type	Min	Max	Description	
REF01	128		M	Reference Identification Qualifier	ID	2	2	"SU" = Special Processing	
REF02	127		X	Reference Identification	AN	3	3	IRS = IRS Data N/A = If not applicable to the IRS	
REF03 Not used									
REF04	C040	128	M	Reference Identification Qualifier	ID	2	2	"S0" = Special Approval (S Zero)	
REF05	C040	127	M	Reference Identification	AN	2	2	State Abbreviation for state which data belongs to.	
REF06	C040	128	X	Reference Identification Qualifier	ID	2	2	"S0" = Special Approval (S Zero)	
REF07	C040	127	X	Reference Identification	AN	2	2	State abbreviation for state which data belongs to.	
REF~SU~IRS~~S0^MT\									
Syntax Notes: REF02 is required.									
MDT Note: This segment is not used by Montana.									
Sequence Number								Pos. No. 0200	
Reference Number Segment									
Element	Elem	Sub-Ele	Field	Field Name	Field	Length		Field	
ID	Ref #	Ref #	Status		Type	Min	Max	Description	
REF01	128		M	Reference Identification Qualifier	ID	2	2	"55" = Sequence Number	
REF02	127		X	Reference Identification	AN	1	7	Sequence Number	
REF03	352		X	Description	AN	1	5	"00001" = Record Corrected "00003" = Remove record, reported in error	
REF~55~0001234\									
Syntax Notes: At least one of REF02 or REF03 is required.									
MDT Note: REF02 is generated by the entity generating the filing. It will be used to point the filer to errors if found. REF03 is used by the reporter when correcting a reporting error. It is not submitted on the original submission.									

Condition 1 - This segment is required if an account has no activity. The Condition 2 DTM, TIA and FGS Loop are not used.

No Activity Reference Number Segment									(Conditional) Pos. No. 0200
Element	Elem	Sub- Ele	Field	Field Name	Field	Length		Field	Description
ID	Ref #	Ref #	Status		Type	Min	Max		
REF01	128		M	Entity Identification Code	ID	2	2	"BE"	
REF02	127		X	Name	AN	1	1	"1"	
REF~BE~1\									
Syntax Notes: REF02 is required.									
MDT Notes: This segment is only used if reporting a no activity report. If used, it is the end of the distributor report.									

Sold/Acquired Date Date/Time Reference Segment									(Conditional) Pos. No. 0300
Element	Elem	Sub- Ele	Field	Field Name	Field	Length		Field	Description
ID	Ref #	Ref #	Status		Type	Min	Max		
DTM01	374		M	Date/Time Qualifier	ID	3	3	"572" = Date Property Sold "631" = Date Property Acquired	
DTM02	373		X	Date	DT	8	8	"CCYYMMDD"	
DTM~572~20010520\									
Syntax Notes: DTM02 is required.									
MDT Note: This segment is not used by Montana.									

Condition 2 – If an account has activity; at least the TIA (Total Due) segment is required. The Condition 1 REF is not used. The FGS loop repeats when the product code value changes.

Ending Inventory Date Date/Time Reference Segment									(Conditional) Pos. No. 0300
Element	Elem	Sub- Ele	Field	Field Name	Field	Length		Field	Description
ID	Ref #	Ref #	Status		Type	Min	Max		
DTM01	374		M	Date/Time Qualifier	ID	3	3	"184" = Inventory Date	
DTM02	373		X	Date	DT	8	8	"CCYYMMDD"	
DTM~184~20010525\									
Syntax Notes: DTM02 is required.									
MDT Notes: This segment is not used by Montana.									

Total Due/Transported Tax Information and amount Segment									(Conditional) Pos. No. 0920
Element	Elem	Sub- Ele	Field	Field Name	Field	Length		Field	Description
ID	Ref. #	Ref. #	Status		Type	Min	Max		
TIA01	817		M	Tax Information ID Number	AN	4	4	"5003" = Total Due "5004" = Total Net Transported	
TIA02	782		X	Monetary Amount	R	1	15	Dollar Amount	
TIA03 is not used.									
TIA04	380		X	Quantity	R	1	15	Quantity	
TIA05	355		M	Unit of Measurement Code	ID	2	2	"GA" = Gallons	
TIA~5003~25000\									
Syntax Notes: TIA02 or TIA04 is required. If TIA04 is present then TIA05 is required.									
MDT Notes: Elements TIA02 is used for a distributor return. The information represents the total dollars the distributor calculates they owe. It is also used, as a check value to make sure what was sent to MDT is what was received. TIA04 and TIA05 are not used on the distributor report.									
Elements TIA04 and TIA05 are used when reporting a carrier report. The gallons represent the total gallons transported in the reporting period. TIA02 is not used on the carrier report.									

Physical Inventory by Product Form Group Segment								(Conditional) Pos. No. 1000
Element	Elem	Sub- Ele	Field	Field Name	Field	Length		Field
ID	Ref. #	Ref. #	Status		Type	Min	Max	Description
FGS01	350		M	Assigned Identification	AN	2	2	"BI" = Beginning Inventory "EI" = Ending Inventory
FGS02	128		X	Reference Identification Qualifier	ID	2	2	"PG" = Product Group
FGS03	127		X	Reference Identification	AN	3	3	Product Code
FGS~EI~PG~065\								
Syntax Notes: If either FGS02 or FGS03 is present, then the other is required.								
MDT Notes: This segment is not used by Montana.								

Sequence Number Reference Number Segment								Pos. No. 1100
Element	Elem	Sub- Ele	Field	Field Name	Field	Length		Field
ID	Ref #	Ref #	Status		Type	Min	Max	Description
REF01	128		M	Reference Identification Qualifier	ID	2	2	"55" = Sequence Number
REF02	127		X	Reference Identification	AN	1	7	Sequence Number
REF03	352		X	Description	AN	1	5	Error response code
REF~55~0001234\								
Syntax Notes: At least one of REF02 or REF03 is required.								
MDT Note: This segment is not used by Montana.								

Inventory Tax Information and Amount Segment								Pos. No. 1800
Element	Elem	Sub- Ele	Field	Field Name	Field	Length		Field
ID	Ref. #	Ref. #	Status		Type	Min	Max	Description
TIA01	817		M	Tax Information ID Number	AN	4	4	"5002" = Net Physical Inventory
TIA02 - TIA03 are not used.								
TIA04	380		X	Quantity	R	1	15	Quantity
TIA05	355		M	Unit of Measurement Code	ID	2	2	"GA" = Gallons "LT" = Liter
TIA~5002~~~25000~GA\								
Syntax Notes: TIA04 and TIA05 are required.								
MDT Notes: This segment is not used by Montana.								

End of FGS loop (Line item detail)
End of TFS loop (SDR detail)

Summary Information

This TFS loop reports summary information. This TFS loop is used in combination with the SDR report, to report tax credits, or interest and penalty. Most of the time summary information is not needed in Montana.

Summary information is used when the information cannot be derived from the schedule details. This TFS loop repeats when one of the following values changes: TFS02 Summary Code, TFS04 Product Code.

If there are no transactions to report in this filing, it is not necessary to transmit a Summary Information TFS loop.

Beginning of Summary Information									
Tax Form Segment								Pos. No. 0100	
Element	Elem	Sub-Ele	Field	Field Name	Field	Length		Field	
ID	Ref. #	Ref. #	Status		Type	Min	Max	Description	
TFS01	128		M	Reference Identification Qualifier	ID	2	2	"T3"	
TFS02	127		M	Reference Identification	AN	1	6	"S02A" = Tax (interest and penalty) "S03A" = Tax Credit	
TFS03	128		X	Reference Identification Qualifier	ID	2	2	"PG"	
TFS04	127		X	Reference Identification	AN	3	3	"065" = Gasoline "123" = Alcohol "124" = Gasohol "125" = Aviation Gasoline "130" = Jet Fuel (includes JP4 & JP8) "142" = Kerosene – Undyed "072" = Kerosene – Dye Added "160" = Diesel Fuel – Undyed "228" = Diesel Fuel – Dye Added "284" = Biodiesel – Undyed "290" = Biodiesel – Dye Added	
TFS05	66		X	Identification Code Qualifier	ID	2	2	"T2" = Tax Form Code	
TFS06	67		X	Identification Code	AN	3	3	"SDR" = Distributor report	
TFS~T3~S03A~PG~228~T2~SDR\									
Syntax Notes: If either TFS03 or TFS04 is present, then the other is required. If either TFS05 or TFS06 is present, then the other is required.									
MDT Notes: Tax Credits must be approved in writing prior to including in report. TFS03 and TFS04 are not used when TFS02 = "S02A" = Tax (interest and penalty) TFS06 defines which report the summary information applies.									

Relationship to the Transaction Information								Pos. No. 0200
Reference Segment								
Element	Elem	Sub-Ele	Field	Field Name	Field	Length		Field
ID	Ref. #	Ref. #	Status		Type	Min	Max	Description
REF01	128		M	Reference Identification Qualifier	ID	2	2	“SU” = Special Processing
REF02	127		X	Reference Identification	AN	3	3	IRS = IRS Data N/A = If not applicable to the IRS
REF03 Not used								
REF04	C040	128	M	Reference Identification Qualifier	ID	2	2	“S0” = Special Approval (S Zero)
REF05	C040	127	M	Reference Identification	AN	2	2	State Abbreviation for state which data belongs to.
REF06	C040	128	X	Reference Identification Qualifier	ID	2	2	“S0” = Special Approval (S Zero)
REF07	C040	127	X	Reference Identification	AN	2	2	State abbreviation for state which data belongs to.
REF~SU~IRS~~S0^MT\								
Syntax Notes: REF02 is required.								
MDT Notes: This segment is not used by Montana.								

Sequence Number Reference Number Segment									Pos. No. 0200
Element	Elem	Sub- Ele	Field	Field Name	Field	Length		Field	Description
ID	Ref #	Ref #	Status		Type	Min	Max		
REF01	128		M	Reference Identification Qualifier	ID	2	2	"55" = Sequence Number	
REF02	127		X	Reference Identification	AN	1	7	Sequence Number	
REF03	352		X	Description	AN	1	5	"00001" = Record Corrected "00003" = Remove record, reported in error	
REF~55~0001234\									
Syntax Notes: At least one of REF02 or REF03 is required.									
MDT Note: REF02 is generated by the entity generating the filing. It will be used to point the filer to errors if found. REF03 is used by the reporter when correcting a reporting error. It is not submitted on the original submission.									

Summary Data Forms Group Segment									Pos. No. 1000
Element	Elem	Sub- Ele	Field	Field Name	Field	Length		Field	Description
ID	Ref. #	Ref. #	Status		Type	Min	Max		
FGS01	350		M	Assigned Identification	AN	1	1	"S"	
FGS~S\									
Syntax Notes: None									
MDT Notes: None									

Sequence Number Reference Number Segment									Pos. No. 1100
Element	Elem	Sub- Ele	Field	Field Name	Field	Length		Field	Description
ID	Ref #	Ref #	Status		Type	Min	Max		
REF01	128		M	Reference Identification Qualifier	ID	2	2	"55" = Sequence Number	
REF02	127		X	Reference Identification	AN	1	7	Sequence Number	
REF03	352		X	Description	AN	1	5	Error Response Code	
REF~55~0001234\									
Syntax Notes: At least one of REF02 or REF03 is required.									
MDT Note: This segment is not used by Montana									

Information Tax Information and Amount Segment									Pos. No. 1800
Element	Elem	Sub- Ele	Field	Field Name	Field	Length		Field	Description
ID	Ref. #	Ref. #	Status		Type	Min	Max		
TIA01	817		M	Tax Information ID Number	AN	4	4	"5006"	
TIA02	782		X	Monetary Amount	R	1	15	Dollar Amount	
TIA03 are not used.									
TIA04	380		X	Quantity	R	1	15	Quantity	
TIA05	355		M	Unit of Measurement Code	ID	2	2	"GA"	
TIA~5006~100\									
Syntax Notes: TIA02 is required.									
MDT Notes: This segment is used when reporting a tax credits. It is not used when reporting Interest and penalty. You must be authorized by MDT to take a credit on your tax return. TIA04 and TIA05 are not used by Montana.									

Interest									
Tax Information and Amount Segment									Pos. No. 1800
Element	Elem	Sub-Ele	Field	Field Name	Field	Length		Field	
ID	Ref. #	Ref. #	Status		Type	Min	Max	Description	
TIA01	817		M	Tax Information ID Number	AN	4	4	“5008”	
TIA02	782		X	Monetary Amount	R	1	15	Dollar Amount	
TIA~5008~500\									
Syntax Notes:		TIA02 is required.							
MDT Notes:		This segment is used when reporting Interest it is not used when reporting a tax credit.							

Penalty								
Tax Information and Amount Segment								Pos. No. 1800
Element	Elem	Sub-Ele	Field	Field Name	Field	Length		Field
ID	Ref. #	Ref. #	Status		Type	Min	Max	Description
TIA01	817		M	Tax Information ID Number	AN	4	4	“5009”
TIA02	782		X	Monetary Amount	R	1	15	Dollar Amount
TIA~5009~200\								
Syntax Notes:		TIA02 is required.						
MDT Notes:		This segment is used when reporting penalty it is not used when reporting a tax credit.						

End of FGS loop (Line item detail)

End of TFS loop (SDR detail)

Schedules

This TFS loop begins the schedule detail. It repeats when one of the following values change:
**Tax Form Code, Schedule Code, Mode Code Product Code, Origin, Position Holder,
 Seller, Consignor, Carrier, Buyer, Consignee or Destination.**

If there are no transactions to report in this filing, it is not necessary to transmit a Schedules TFS loop. You must indicate no activity in the SDR and/or CCR sections of this map.

Beginning of Schedules								
Tax Form Segment								Pos. No. 0100
Element	Elem	Sub- Ele	Field	Field Name	Field	Length		Field
ID	Ref. #	Ref. #	Status		Type	Min	Max	Description
TFS01	128		M	Reference Identification Qualifier	ID	2	2	"T3"
TFS02	127		M	Reference Identification	AN	1	6	Schedule Type Code See schedule code list on page 4-7
TFS03	128		X	Reference Identification Qualifier	ID	2	2	"PG" = Product Group
TFS04	127		X	Reference Identification	AN	3	3	"065" = Gasoline "123" = Alcohol "124" = Gasohol "125" = Aviation Gasoline "130" = Jet Fuel (includes JP4 & JP8) "142" = Kerosene – Undyed "072" = Kerosene – Dye Added "160" = Diesel Fuel – Undyed "228" = Diesel Fuel – Dye Added "284" = Biodiesel – Undyed "290" = Biodiesel – Dye Added
TFS05	66		X	Identification Code Qualifier	ID	2	2	"94"
TFS06	67		X	Identification Code	AN	2	2	"J " = Truck "R " = Rail "PL" = Pipeline
TFS~T3~2~PG~065~94~J \								
Syntax Notes: If either TFS03 or TFS04 is present, then the other is required. If either TFS05 or TFS06 is present, then the other is required.								
MDT Notes: TFS06 – When a single letter, left justify and pad with a space.								

Relationship to the Transaction Information								
Reference Segment								Pos. No. 0200
Element	Elem	Sub- Ele	Field	Field Name	Field	Length		Field
ID	Ref. #	Ref. #	Status		Type	Min	Max	Description
REF01	128		M	Reference Identification Qualifier	ID	2	2	"SU" = Special Processing
REF02	127		X	Reference Identification	AN	3	3	IRS = IRS Data N/A = If not applicable to the IRS
REF03 Not used								
REF04	C040	128	M	Reference Identification Qualifier	ID	2	2	"S0" = Special Approval (S Zero)
REF05	C040	127	M	Reference Identification	AN	2	2	State Abbreviation for state which data belongs to.
REF06	C040	128	X	Reference Identification Qualifier	ID	2	2	"S0" = Special Approval (S Zero)
REF07	C040	127	X	Reference Identification	AN	2	2	State abbreviation for state which data belongs to.
REF~SU~IRS~~S0^MT\								
Syntax Notes: REF02 is required.								
MDT Notes: This segment is not used by Montana.								

Sequence Number Reference Number Segment									Pos. No. 0200
Element	Elem	Sub- Ele	Field	Field Name	Field	Length		Field	Description
ID	Ref #	Ref #	Status		Type	Min	Max		
REF01	128		M	Reference Identification Qualifier	ID	2	2	"55" = Sequence Number	
REF02	127		X	Reference Identification	AN	1	7	Sequence Number	
REF03	352		X	Description	AN	1	5	"00001" = Record Corrected "00003" = Remove record, reported in error	
REF~55~0001234\									
Syntax Notes: At least one of REF02 or REF03 is required.									
MDT Note: REF02 is generated by the entity generating the filing. It will be used to point the filer to errors if found. REF03 is used by the reporter when correcting a reporting error. It is not submitted on the original submission.									

For Point of Origin/Terminal: (One of the following Options is Required)

Use Option 1 when the origin has an IRS Terminal Control Number (TCN).

Use Option 2 when the origin does not have an IRS TCN.

Option 1

Point of Origin Name Segment 1									(One of the two options is required) Pos. No. 0500
Element	Elem	Sub- Ele	Field	Field Name	Field	Length		Field	Description
ID	Ref. #	Ref. #	Status		Type	Min	Max		
N101	98		M	Entity Identification Code	ID	2	2	"OT"	
N102 is not used.									
N103	66		X	Identification Code Qualifier	ID	2	2	"TC"	
N104	67		X	Identification Code	AN	9	9	IRS Terminal Code	
N1~OT~~TC~T81MT4007\									
Syntax Notes: N103 & N104 are required.									
MDT Notes: This option is used when the origin is a terminal, which is assigned an IRS Terminal Code. Do not use punctuation.									

Option 2

Point of Origin Name Segment 1									(One of the two options is required) Pos. No. 0500
Element	Elem	Sub- Ele	Field	Field Name	Field	Length		Field	Description
ID	Ref. #	Ref. #	Status		Type	Min	Max		
N101	98		M	Entity Identification Code	ID	2	2	"SF"	
N102	93		X	Name	AN	2	2	Origin State Abbreviation	
N1~SF~MT\									
Syntax Notes: N102 is required.									
MDT Notes: None									

Point of Origin Name Segment 1									Pos. No. 0500
Element	Elem	Sub- Ele	Field	Field Name	Field	Length		Field	Description
ID	Ref. #	Ref. #	Status		Type	Min	Max		
N401	19		O	City Name	AN	2	30	Name of City	
N402	156		O	State or Province Code	ID	2	2	State or Providence Abbreviation	
N403	116		O	Postal Code	ID	3	11	ZIP or ZIP plus 4 Code	
N404	26		X	Country Code	ID	2	3	"USA" = United State "CAN" = Canada	
N405	309		X	Location Qualifier	ID	2	2	"CY"	
N406	310		O	Location Identifier	AN	1	3	County Code	
N4~Billings~MT\									
Syntax Notes: None									
MDT Notes: Element N403 – N406 are not used by Montana									

Seller Information Name Segment 2									Pos. No. 0500
Element	Elem	Sub- Ele	Field	Field Name	Field	Length		Field	Description
ID	Ref. #	Ref. #	Status		Type	Min	Max		
N101	98		M	Entity Identification Code	ID	2	2	"SE"	
N102	93		X	Name	AN	1	35	Seller's Name	
N103	66		X	Identification Code Qualifier	ID	2	2	"24" = FEIN "34" = SSN "50" = BN – Canadian Business Number	
N104	67		X	Identification Code	AN	9	18	Seller's FEIN or SSN or BN	
N1~SE~Fuel Inc~24~516669999\									
Syntax Notes: N102 and N103 are required.									
MDT Notes: This is the entity selling the load of fuel. It may be the same as the business submitting the return. Their FEIN or SSN or BN is required.									

Position Holder Information or Delivering Exchange Party Information Name Segment 3									Pos. No. 0500
Element	Elem	Sub- Ele	Field	Field Name	Field	Length		Field	Description
ID	Ref. #	Ref. #	Status		Type	Min	Max		
N101	98		M	Entity Identification Code	ID	2	2	"ON"	
N102	93		X	Name	AN	1	35	Position Holder's Name	
N103	66		X	Identification Code Qualifier	ID	2	2	"24" = FEIN "34" = SSN "50" = BN – Canadian Business Number	
N104	67		X	Identification Code	AN	9	18	Position Holder's FEIN or SSN or BN	
N1~ON~ABC Fuel~24~516888888\									
Syntax Notes: N102 and N103 are required.									
MDT Notes: This segment is not used by Montana									

Receiving Exchange Party Information**Name Segment 3****Pos. No. 0500**

Element	Elem	Sub- Ele	Field	Field Name	Field	Length		Field
ID	Ref. #	Ref. #	Status		Type	Min	Max	Description
N101	98		M	Entity Identification Code	ID	2	2	"EC" = Exchanger
N102	93		X	Name	AN	1	35	Exchange Party Name or Control Name (First 4 position of tax payer business name)
N103	66		X	Identification Code Qualifier	ID	2	2	"24" = FEIN "34" = SSN "50" = BN - Canadian Business Number "FI" = Federal Taxpayer 637 ID Number
N104	67		X	Identification Code	AN	9	18	Exchange Party FEIN or SSN or BN or IRS 637 Number

N1~EC~ABC Fuel~24~516888888**Syntax Notes:** At least one of N102 or N103 is required.**MDT Notes:** This segment is not used by Montana**Person Hiring Carrier (Consignor)****Name Segment 4****Pos. No. 0500**

Element	Elem	Sub- Ele	Field	Field Name	Field	Length		Field
ID	Ref. #	Ref. #	Status		Type	Min	Max	Description
N101	98		M	Entity Identification Code	ID	2	2	"CI"
N102	93		X	Name	AN	1	35	Consignor Name
N103	66		X	Identification Code Qualifier	ID	2	2	"24" = FEIN "34" = SSN "50" = BN – Canadian Business Number
N104	67		X	Identification Code	AN	9	18	Consignor's (Person Hiring the Carrier) FEIN or SSN or BN

N1~CI~ABC Distributing~24~516777777**Syntax Notes:** N102 and N103 are required.**MDT Notes:** This Segment is not used by Montana**Carrier Information****Name Segment 5****Pos. No. 0500**

Element	Elem	Sub- Ele	Field	Field Name	Field	Length		Field
ID	Ref. #	Ref. #	Status		Type	Min	Max	Description
N101	98		M	Entity Identification Code	ID	2	2	"CA"
N102	93		X	Name	AN	1	35	Carrier Name
N103	66		X	Identification Code Qualifier	ID	2	2	"24" = FEIN "34" = SSN "50" = BN – Canadian Business Number
N104	67		X	Identification Code	AN	9	18	Carrier's FEIN or SSN or BN

N1~CA~ABC Trucking~24~516666666**Syntax Notes:** N102 and N103 are required.**MDT Notes:** This Segment is not used by Montana

Buyer Information								
Name Segment 6								Pos. No. 0500
Element	Elem	Sub-Ele	Field	Field Name	Field	Length		Field
ID	Ref. #	Ref. #	Status		Type	Min	Max	Description
N101	98		M	Entity Identification Code	ID	2	2	"BY"
N102	93		X	Name	AN	1	35	Buyer Name
N103	66		X	Identification Code Qualifier	ID	2	2	"24" = FEIN "34" = SSN "50" = BN – Canadian Business Number
N104	67		X	Identification Code	AN	9	18	Buyer FEIN or SSN or BN
N1~BY~Joe Gas Station~24~517222222\								
Syntax Notes: N102 and N103 are required.								
MDT Notes: Name of the buyer of the fuel their FEIN or SSN or BN is required.								

For Point (Address) of Delivery/Destination: (One of the following Options is Required)

Use Option 1 when the destination has an IRS Terminal Control Number (TCN).

Use Option 2 when the destination does not have an IRS TCN.

Option 1

Point of Destination Name Segment 7						(One of the two options is required) Pos. No. 0500			
Element	Elem	Sub-Ele	Field	Field Name	Field	Length		Field	
ID	Ref. #	Ref. #	Status		Type	Min	Max	Description	
N101	98		M	Entity Identification Code	ID	2	2	"DT"	
N102 is not used.									
N103	66		X	Identification Code Qualifier	ID	2	2	"TC" = IRS Terminal Code	
N104	67		X	Identification Code	AN	9	9	IRS Terminal Code	
N1~DT~~TC~T81MT4007\									
Syntax Notes: N103 and N104 are required.									
MDT Notes: This option is used when the destination is a terminal, which is assigned an IRS Terminal Code. Do not use punctuation.									

Option 2

Point of Destination Name Segment 7						(One of the two options is required) Pos. No. 0500		
Element	Elem	Sub-Ele	Field	Field Name	Field	Length		Field
ID	Ref. #	Ref. #	Status		Type	Min	Max	Description
N101	98		M	Entity Identification Code	ID	2	2	"ST"
N102	93		X	Name	AN	2	2	Destination State Abbreviation
N1~ST~ID\								
Syntax Notes: N102 is required.								
MDT Notes: This is the most common option used in Montana. Report the city and state for the location when you delivered the product to your customer. If there are multiple deliveries from one load of fuel repeat the loop for each delivery.								

Point of Destination Name Segment 7								Pos. No. 0500
Element ID	Elem Ref. #	Sub- Ele Ref. #	Field Status	Field Name	Field Type	Length Min Max		Field Description
N401	19	19	O	City Name	AN	2	30	Name of City
N402	156	156	O	State or Province Code	ID	2	2	State or Providence Abbreviation
N403	116	116	O	Postal Code	ID	3	11	ZIP or ZIP plus 4 Code
N404	26		X	Country Code	ID	2	3	"USA" = United State "CAN" = Canada
N405	309		X	Location Qualifier	ID	2	2	"CY"
N406	310		O	Location Identifier	AN	1	3	County Code
N4~Helena-MT\								
Syntax Notes: None								
MDT Notes: Element N403 – N404 are not used by Montana. Montana Requires destination city and state. If a load is delivered to multiple locations, their needs to be one loop for each delivery.								

This FGS loop begins the individual shipments within the TFS loop. It is repeated when one of the following values changes:

Bill of Lading (Document) Number
Bill of Lading Date (Date Shipped)
Gallons

Bill of Lading Forms Group Segment								Required Pos. No. 1000
Element ID	Elem Ref. #	Sub- Ele Ref. #	Field Status	Field Name	Field Type	Length Min Max		Field Description
FGS01	350		M	Assigned Identification	AN	1	1	"D"
FGS02	128		X	Reference Identification Qualifier	ID	2	2	"BM"
FGS03	127		X	Reference Identification	AN	1	15	Bill of Lading Number
FGS~D~BM~00123456\								
Syntax Notes: If either FGS02 or FGS03 is present, then the other is required.								
MDT Notes: The bill of lading number is required.								

Sequence Number Reference Number Segment								Required Pos. No. 1100
Element ID	Elem Ref #	Sub- Ele Ref #	Field Status	Field Name	Field Type	Length Min Max		Field Description
REF01	128		M	Reference Identification Qualifier	ID	2	2	"55" = Sequence Number
REF02	127		X	Reference Identification	AN	1	7	Sequence Number
REF03	352		X	Description	AN	1	5	"00001" = Record Corrected "00003" = Remove record, reported in error
REF~55~0004567\								
Syntax Notes: REF02 is required.								
MDT Notes: REF02 is generated by the entity generating the filing. It will be used to point the filer to errors if found. REF03 is used by the reporter when correcting a reporting error. It is not submitted on the original submission.								

Bill of Lading Date Date/Time Reference Segment								Required Pos. No. 1200
Element ID	Elem Ref. #	Sub- Ele Ref. #	Field Status	Field Name	Field Type	Length Min Max		Field Description
DTM01	374		M	Date/Time Qualifier	ID	3	3	"095"
DTM02	373		X	Date	DT	8	8	Bill of Lading Date (CCYYMMDD)
DTM~095~20010505\								
Syntax Notes: DTM02 is required.								
MDT Notes: None								

Bill of Lading Net Tax Information and Amount Segment								Required Pos. No. 1800
Element ID	Elem Ref. #	Sub- Ele Ref. #	Field Status	Field Name	Field Type	Length Min Max		Field Description
TIA01	817		M	Tax Information ID Number	AN	4	4	"5005"
TIA02 and TIA03 are not used.								
TIA04	380		X	Quantity	R	1	15	Quantity
TIA05	355		M	Unit of Measurement Code	ID	2	2	"GA"
TIA~5005~~~8000~GA\								
Syntax Notes: TIA04 and TIA05 are required.								
MDT Notes: Not required by Montana.								

Bill of Lading Gross Tax Information and Amount Segment								Required Pos. No. 1800
Element ID	Elem Ref. #	Sub- Ele Ref. #	Field Status	Field Name	Field Type	Length Min Max		Field Description
TIA01	817		M	Tax Information ID Number	AN	4	4	"5006"
TIA02 and TIA03 are not used.								
TIA04	380		X	Quantity	R	1	15	Quantity
TIA05	355		M	Unit of Measurement Code	ID	2	2	"GA"
TIA~5006~~~8000~GA\								
Syntax Notes: TIA04 and TIA05 are required.								
MDT Notes: Gross gallons are required in filing.								

Bill of Lading Billed Tax Information and Amount Segment								Required Pos. No. 1800
Element ID	Elem Ref. #	Sub- Ele Ref. #	Field Status	Field Name	Field Type	Length Min Max		Field Description
TIA01	817		M	Tax Information ID Number	AN	4	4	"5007"
TIA02 and TIA03 are not used.								
TIA04	380		X	Quantity	R	1	15	Quantity
TIA05	355		M	Unit of Measurement Code	ID	2	2	"GA"
TIA~5007~~~8000~GA\								
Syntax Notes: TIA04 and TIAS 05 are required.								
MDT Notes: Not required by Montana.								

End of FGS loop for Individual shipments.
End of TFS loop for Schedule.

Transaction Set Trailer Description

End of Transaction Set Trailer Segment (Required) Pos. No. 0100								
Element	Elem	Sub- Ele	Field	Field Name	Field	Length		Field
ID	Ref #	Ref #	Status		Type	Min	Max	Description
SE01	96		M	Number of Included Segments	N0	1	10	Number of segments (inserted by translator)
SE02	329		M	Transaction Set Control Number	AN	4	9	Determined by Filer (same value in ST02, unique control number)
SE~156~10001\								
Syntax Notes: None								
MDT Notes: None								
End of Transaction Set								

Functional Group Trailer Description

Functional Group Segment (Required)								
Element	Elem	Sub- Ele	Field	Field Name	Field	Length		Field
ID	Ref #	Ref#	Status		Type	Min.	Max.	Description
GE01	97		M	Number Of Transaction Sets Included	N0	1	6	Count of transaction sets within this GS/GE.
GE02	28		M/Z	Group Control Number	N0	1	9	The data interchange control number in the trailer must be identical to the same data element in the associated functional header (GS06).
GE~1~1101\								
Syntax Notes: None								
MDT Note: None								

Interchange Control Trailer Description

Interchange Segment (Required)								
Element	Elem	Sub- Ele	Field	Field Name	Field	Length		Field
ID	Ref #	Ref #	Status		Type	Min.	Max.	Description
IEA01	I16		M	Number Of Included Functional Groups	N0	1	5	Count of Function Groups Within This ISA/IEA.
IEA02	I12		M	Interchange Control Number	N0	9	9	The interchange number in the trailer must be identical to the same data element in the associated interchange header (ISA13).
IEA~10~000000001\								
Syntax Notes: None								
MDT Note: None								

Sample File

ISA~03~MDT813MF32~00~0000000000~ZZ~0123456789 ~ZZ~MONTANADOT
~030125~0500~|~00403~000000001~0~P~^\
GS~TF~0123456789~MDT-MF32~20030123~0930~0001~X~004030\
ST~813~10001~00001\
BTI~T6~050~47~MDT~20030125~ABCD~24~516999988~49~123456~~~00\
DTM~194~20021225\
N1~TP~ABC Distributing\
N2~ABC Incorporated\
N3~123 C Street~PO Box 222\
N4~Helena~MT~59601-2222~USA\
PER~CN~Allen Smith~TE~4069959988~FX~4069950329~EM~asmith@abc.com\
PER~EA~Joe Edi~TE~4069959988~FX~4069950329~EM~jedi@abc.com\
N1~TP~ABC Incorporated\
N3~PO BOX 222\
N4~Helena~MT~59601-2222~USA\
*** Note: Report Information Starts ***
*** There is a distributor report ***
TFS~T2~SDR\
REF~55~0001234\
TIA~5003~25000\
TFS~T2~CCR\
REF~55~0011234\
REF~BE~1\
*** Note: Summary Information Starts ***
TFS~T3~S03A~PG~228~T2~SDR\
REF~55~0021234\
FGS~S\
TIA~5006~100\
*** Note: Schedule Starts ***
TFS~T3~2~PG~065~94~J \
REF~55~0041234\
N1~OT~~TC~T81MT4007\
N1~SE~Fuel Inc~24~516669999\
N1~BY~Joe Gas Station~24~517222222\
N1~ST~MT\
N4~Helena~MT\
FGS~D~BM~00123456\
REF~55~0004567\
DTM~095~20010505\
TIA~5006~~~8000~GA\
SE~36~10001\
GE~1~1101\
IEA~1~000000001

File Naming Convention

The file name must be in the format of MTyyymm#####.txt.

MT	=	state of Montana
yy	=	2 digit year
mmm	=	3 character month (capital letters)
#####	=	6 digit license number (starts with a zero)
.txt	=	3 character file extension

HOW TO SUBMIT YOUR EDI FILE

EDI filers must log into MDT's system to submit an EDI report.

Let's get started: www.mdt.mt.gov.



The first time you enter the system you will be required to change your password (between 8-36 characters). Note: if you forget your password, contact MDT at MDTFUELTAX@MT.GOV to reset it.

Scroll down to find Fuel Taxes: Click Distributor Reporting.

[Overview & Contacts](#)

[Allocations](#)

[Distributor Reporting](#)

[Dyed Diesel Use](#)

[Fuel Tax Laws](#)

[FAQs](#)

[Forms](#)

[Manuals](#)

[Road & Bridge Funding in Montana](#)



Fuel Taxes

A service of the [Montana Department of Transportation](#)

Distributor Reporting Internet and EDI

Please call MDT's Motor Fuel Section at 406 444-7276 to receive or reset a login and password. After receiving your login credentials, login to file your monthly fuel tax report by either entering information directly on the website, or by submitting an EDI file.

Only those EDI files using nationally accepted standards will be accepted.

Call 406 444-7276 or e-mail mdtfueltax@mt.gov for assistance.

How Do I? ▾Instructions ▾

Please log in

User Name

User ID

Password

Password

Login

ONLINE SERVICES

MDT.MT.GOV

PRIVACY & SECURITY

ACCESSIBILITY

CONTACT US

MONTANA.GOV
OFFICIAL STATE WEBSITE

Enter your Tax ID (no dash), enter your password, and click Login.

Your first log-in will require you to reset your password (between 8-36 characters).
Forgot your password? Contact MDT at MDTFUELTX@MT.GOV to reset it.

MDT★ Motor Fuel Tax Reporting

Message of the Day Fuel Tax Reporting ▾ My Account ▾ 550000001 ▾ Sign out

Home ?

Account Settings 👁

Your password was reset by MDT. You must create a new password before continuing. Enter the password given to you by MDT in the Current Password field.

Current Password

New Password

Confirm New Password

enter information & save

← Home

Save New Password

Select "Save New Password" Button to continue.

"Save Successful" message will display in top right corner before going to the following screen.

Validate Contact and Address Information

Home / Validate Contact and Address

Validate Contact and Address

Please take a moment and validate your Mailing Address and Primary Contact and make any necessary changes. Press the Contact and Address Validated button to continue.

Primary Tax Payer Contact	Mailing Address
Contact Name: MICKY MOUSE	Address Line 1: 2701 PROSPECT
Department: TAX DIVISION	Address Line 2: ADDRESS LINE 2
Phone Number: (406)444-4444	Zip Code: 59620 Begin typing to search...
Fax Number: (406)444-4443	Zip Plus 4: 1001
Email Address: MMOUSE@ROADRUNNER.C	City: HELENA
	Postal Code: MONTANA
	Country: UNITED STATES

[Contact and Address Validated](#)

Verify that all information is correct. Please make any changes and then validate information by pressing “Contact and Address Validated” button. “Save Successful” message will display in top right corner before going to the next screen.

Upload an EDI File

Click Upload EDI File

Home

Message of the Day: October 2015 Fuel Tax Reports are due November 25, 2015; Payment by check must be postmarked 11/25/15; and Electronic payments are due 11/30/15 (ACH Credit and ACH Debit)

Fuel Tax Reporting

- [+ Create New Fuel Tax Report](#)
- [① Upload EDI File](#)
- [In-Process Fuel Tax Report List](#)
- [Filed Fuel Tax Reports](#)
- [Montana Licensed Fuel Distributors](#)

My Account

- [Assessment Notices](#)
- [Fuel Tax Balance Summary](#)
- [Fuel Tax Account Activity](#)
- [Change Password](#)
- [Address Information](#)
- [Contact Information](#)

Home / Upload an EDI File ?

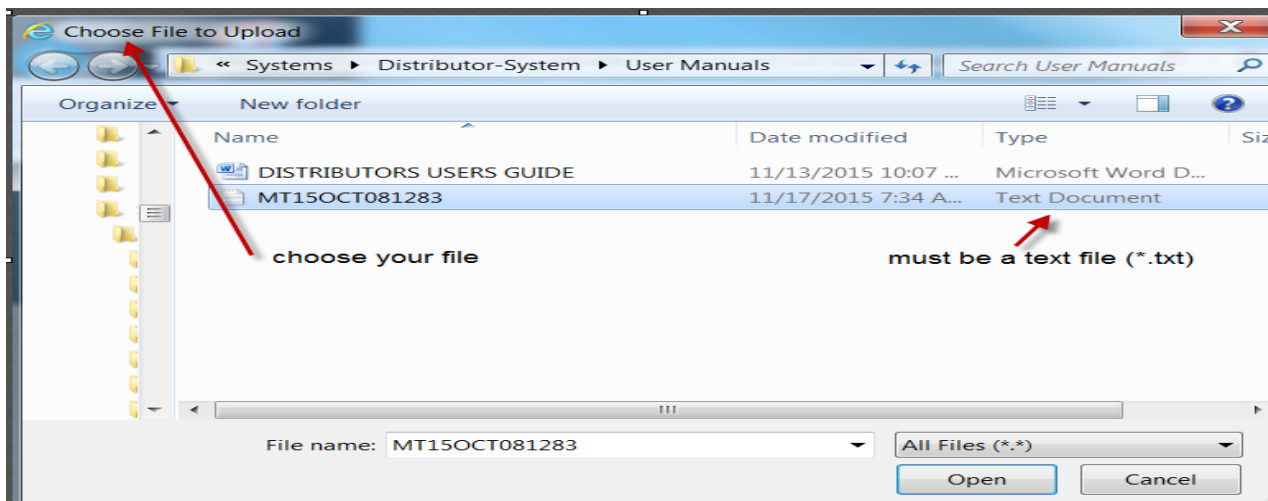
Upload an EDI File ?

EDI File

Tax: \$0.00	Interest: \$0.00	Penalty: \$0.00	Account Balance: \$0.00	Credit: \$0.00
-------------	------------------	-----------------	-------------------------	----------------

Browse for the EDI file.

The following screen will display.



Upload an EDI File

EDI File

Click Save EDI File – Message will display - “Please wait while the EDI file is uploaded”

The EDI fuel tax report will automatically certify if there are no errors.

The EDI file was saved but has errors. The EDI Fuel Tax Report cannot be submitted until all errors are resolved. Click the Edit EDI Fuel Report button to view and correct the errors.

The EDI file will be uploaded. If errors are encountered during the upload and parsing process, a message will be displayed.

You must fix any errors and certify your EDI file before it will be sent to MDT.

Edit an EDI File

To edit the fuel tax report, use the In-Process Fuel Tax Report List.

Expand										Show Errors
	Origin Code	Origin City	State	Seller Name	Seller Tax ID	Buyer Name	Buyer Tax ID	Gross Gallons		
▶	+ Add Origin	(2) GALLONS RECEIVED TAX UNPAID (065) GASOLINE via Truck	Gross(407,383)							
▶	+ Add Origin	(2) GALLONS RECEIVED TAX UNPAID (124) ETHANOL BLENDED GASOLINE via Truck	Gross(1,434,070)							
▶	+ Add Origin	(2) GALLONS RECEIVED TAX UNPAID (160) DIESEL FUEL - UNDYED via Truck	Gross(345,226)							
▶	+ Add Origin	(2) GALLONS RECEIVED TAX UNPAID (228) DIESEL FUEL - DYE ADDED via Truck	Gross(85,845)							
▶	+ Add Origin	(3) GALLONS IMPORTED FROM ANOTHER STATE DIRECT TO CUSTOMER (124) ETHANOL BLENDED GASOLINE								
▶	+ Add Origin	(6) GALLONS DELIVERED TO MOTOR FUEL LICENSEE - TAX NOT COLLECTED (065) GASOLINE via Truck	Gross(1,434,070)							
▶	+ Add Origin	(6) GALLONS DELIVERED TO MOTOR FUEL LICENSEE - TAX NOT COLLECTED (124) ETHANOL BLENDED GASOLINE								
▶	+ Add Origin	(6) GALLONS DELIVERED TO MOTOR FUEL LICENSEE - TAX NOT COLLECTED (160) DIESEL FUEL - UNDYED								
▶	+ Add Origin	(6) GALLONS DELIVERED TO MOTOR FUEL LICENSEE - TAX NOT COLLECTED (228) DIESEL FUEL - DYE ADDED								
▶	+ Add Origin	(7) GALLONS EXPORTED (065) GASOLINE via Truck	Gross(2,500)							

Click on **Expand**

Edit	BOZEMAN	MT	S
▶	+ Add Origin	(2) GALLONS RECEIVED TAX UNPAID	
▶	Edit	HELENA MT	MT F

Click on the EDIT button to correct the error.

Bill of Lading Information

Filing Type: EDI Report Period: 201510 Return Type: ORIGINAL Postmark: 11/17/2015 **TEMPORARY Report**

Schedule: **2 GALLONS RECEIVED TAX UNPAID** Product: **228 DIESEL FUEL - DYE ADDED** Mode: **Truck**

Origin Terminal: Begin typing to search...

Origin City: Begin typing to search...

Seller Name: Begin typing to search...

Buyer Name: Begin typing to search...

Origin State: Begin typing to search...

Seller Tax ID: Begin typing to search...

Buyer Tax ID: Begin typing to search...

HELENA MT MT

<input type="button" value="+ Add Row (ctrl+A)"/> <input type="button" value="+ Add 10 Blank Rows (ctrl+T)"/> <input type="button" value="Copy Row (ctrl+R)"/> <input type="button" value="Delete Row (ctrl+D)"/> <input type="button" value="Save (ctrl+S)"/> <input type="button" value="Show Errors"/>						
#	Destination City	State	Date	BOL Number	Gross Gallons	
1	CLYDE PARK	MT	10/30/2015	609793	501	<input type="button" value="Errors"/>
2	WHITE SULPHUR SPRINGS	MT	10/24/2015	609721	500	<input type="button" value="Errors"/>

Origin Terminal: Begin typing to search...

Origin City: Begin typing to search...

Seller Name: Begin typing to search...

Buyer Name: Begin typing to search...

Origin State: Begin typing to search...

Seller Tax ID: Begin typing to search...

Buyer Tax ID: Begin typing to search...

HELENA MT MT

Message from webpage

Error with SCHEDULE[2] PRODUCT[228] LINE[720] BOL SEQ[720]
SCH SEQ[149]: 720
Origin City is an Invalid MT city.

<input type="button" value="+ Add Row (ctrl+A)"/> <input type="button" value="+ Add 10 Blank Rows (ctrl+T)"/> <input type="button" value="Copy Row (ctrl+R)"/> <input type="button" value="Delete Row (ctrl+D)"/> <input type="button" value="Save (ctrl+S)"/> <input type="button" value="Show Errors"/>						
#	Destination City	State	Date	BOL Number	Gross Gallons	
1	CLYDE PARK	MT	10/30/2015	609793	501	<input type="button" value="Errors"/>
2	WHITE SULPHUR SPRINGS	MT	10/24/2015	609721	500	<input type="button" value="Errors"/>

The error here is that the origin city was put in as "Helena MT" but should be only "Helena".

Origin Terminal

Origin City

Seller Name

Buyer Name

HELENA MT MT

Origin State

Seller Tax ID

Buyer Tax ID

#	Destination City	State	Date	BOL Number	Gross Gallons
1	CLYDE PARK	MT	10/30/2015	609793	501

Click Origin City, correct error and click save.

Return to In-Process Fuel Tax Report, Show Report Summary to verify your return.

ISA Control: 2548 ISA Date: 11/03/2015 ISA Time: 1514 Ready to Move? ☐ Period End Date: 20151031 Database: TEST

Certification

☐ By clicking the box I declare, under penalties of perjury, that this return (including any schedules) has been examined by me and to the best of my knowledge and belief is true, correct, and complete.

GASOLINE Credit: \$0.00 AVIATION Credit: \$0.00 DIESEL Credit: \$0.00 DYEDDIESEL Credit: \$0.00

Please mark the certification box when your return is complete.

Certification

☐ By clicking the box I declare, under penalties of perjury, that this return (including any schedules) has been examined by me and to the best of my knowledge and belief is true, correct, and complete.

ORIGINAL - 201510

Section I

Item	GASOLINE	AVIATION	DIESEL	DYEDDIESEL
1 Total Gallons	1,744,922	0	311,324	51,099
2 Tax Due	\$466,417.65	\$0.00	\$85,520.70	\$0.00
3 Portion Exempt	\$0.00	\$0.00	\$0.00	\$0.00
4 Total Tax	\$466,417.65	\$0.00	\$85,520.70	\$0.00
5 Gallons Subject to Clean Up Fee	1,744,922	0	311,324	51,099

Section II

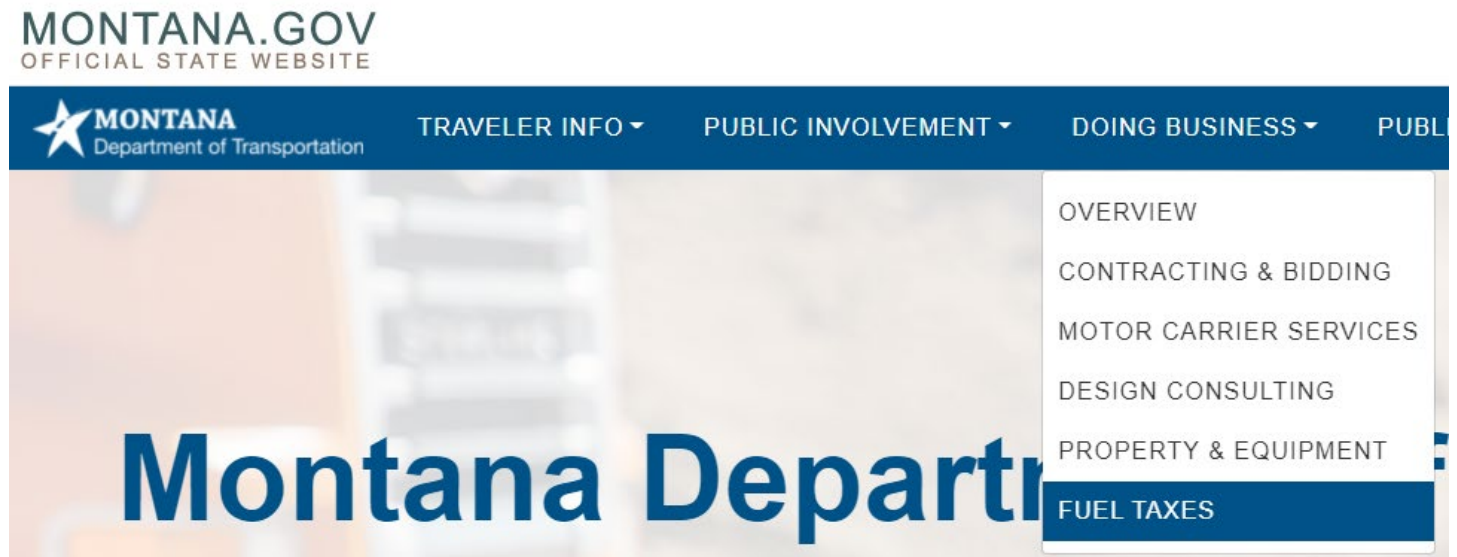
Item	GASOLINE	AVIATION	DIESEL	DYEDDIESEL
1 Schedule 2A	0	0	0	0
2 Schedule 2	1,841,453	0	345,226	85,845
3 Schedule 3	117,823	0	0	0
4 Total Receipts	1,959,276	0	345,226	85,845
5 Schedule 6	205,354	0	27,102	34,746
6 Schedule 7	9,000	0	6,800	0
7 Schedule 7B	0	0	0	0

Your return is now considered “signed and sent” and will become a permanent tax report on the due date. Any changes that need to occur after the due date will require an amended report.

WEB ENTRY METHOD

Distributors must log into MDT's system to submit a report using the WEB.

Let's get started: www.mdt.mt.gov



The first time you enter the system you will be required to change your password (between 8-36 characters). Note: if you forget your password, contact MDT at MDTFUELTAX@MT.GOV to reset it.

Scroll down to find Fuel Taxes: Click Distributor Reporting

[Overview & Contacts](#)

[Allocations](#)

[Distributor Reporting](#)

[Dyed Diesel Use](#)

[Fuel Tax Laws](#)

[FAQs](#)

[Forms](#)

[Manuals](#)

[Road & Bridge Funding in Montana](#)



Fuel Taxes

A service of the [Montana Department of Transportation](#)

Distributor Reporting Internet and EDI

Please call MDT's Motor Fuel Section at 406 444-7276 to receive or reset a login and password. After receiving your login credentials, login to file your monthly fuel tax report by either entering information directly on the website, or by submitting an EDI file.

Only those EDI files using nationally accepted standards will be accepted.

Call 406 444-7276 or e-mail mdtfueltax@mt.gov for assistance.

How Do I? ▾Instructions ▾

Please log in

User Name

Password

Login

ONLINE SERVICES

MDT.MT.GOV

PRIVACY & SECURITY

ACCESSIBILITY

CONTACT US

MONTANA.GOV
OFFICIAL STATE WEBSITE

Enter your Tax ID (no dash), enter your password, and click Log in.

Your first log-in will require you to reset your password (between 8-36 characters).
Forgot your password? Contact MDT at MDTFUELTX@MT.GOV to reset it.

MDT★

Motor Fuel Tax Reporting

Message of the Day

Fuel Tax Reporting ▾

My Account ▾

550000001 ▾

Sign out

Home

Account Settings

Your password was reset by MDT. You must create a new password before continuing. Enter the password given to you by MDT in the Current Password field.

Current Password

New Password

Confirm New Password

enter information & save

Home

Save New Password

Select "Save New Password" Button to continue.

"Save Successful" message will display in top right corner before going to the following screen:

Home / Validate Contact and Address

Validate Contact and Address

⚠ Please take a moment and validate your Mailing Address and Primary Contact and make any necessary changes. Press the Contact and Address Validated button to continue.

Primary Tax Payer Contact Contact Name: MICKY MOUSE Department: TAX DIVISION Phone Number: (406)444-4444 Fax Number: (406)444-4443 Email Address: MMOUSE@ROADRUNNER.C	Mailing Address Address Line 1: 2701 PROSPECT Address Line 2: ADDRESS LINE 2 Zip Code: 59620 Zip Plus 4: 1001 City: HELENA Postal Code: MONTANA Country: UNITED STATES
---	--

[Contact and Address Validated](#)

Verify that all information is correct. Please make any changes and then validate information by pressing “Contact and Address Validated” button. “Save Successful” message will display in top right corner before going to the next screen.

Home Page Help How Do I? Instructions

⚠ Message of the Day: October 2015 Fuel Tax Reports are due November 25, 2015; Payment by check must be postmarked 11/25/15; and Electronic payments are due 11/30/15 (ACH Credit and ACH Debit)

Fuel Tax Reporting + Create New Fuel Tax Report Upload EDI File In-Process Fuel Tax Report List Filed Fuel Tax Reports Montana Licensed Fuel Distributors	My Account Assessment Notices Fuel Tax Balance Summary Fuel Tax Account Activity Change Password Address Information Contact Information
---	---

Tax: \$0.00 Interest: \$0.00 Penalty: \$0.00 Account Balance: \$0.00 Credit: \$0.00

ONLINE SERVICES MDT.MT.GOV PRIVACY & SECURITY ACCESSIBILITY CONTACT US MONTANA.GOV OFFICIAL STATE WEBSITE

Click on “Create New Fuel Tax Report” to start a new or amended tax report.

Internet filer: Fuel Tax Report with No Activity

Home / In-Process Fuel Tax Report ?

In-Process Fuel Tax Report

Select the Fuel Tax Report Period, Postmark Date, and Return Type. Press Save Fuel Tax Report to start adding Schedule information.

Select Report Period	Postmark	Filled in for you Filing Type	Return Type	No Activity?
201509		INTERNET	ORIGINAL	<input checked="" type="checkbox"/> check box
GASOLINE Credit	AVIATION Credit	DIESEL Credit	DYEDDIESEL Credit	
\$0.00	\$0.00	\$0.00	\$0.00	

[← Fuel Report List](#) [Start Fuel Tax Report](#) [Click here](#)

Select your Report Period and Return Type and check the No Activity Box. The Postmark and Filing type will auto-populate.

The following screen will display:

In-Process Fuel Tax Report

Report Period	Postmark	Filing Type	Return Type	No Activity?
201509		INTERNET	ORIGINAL	<input checked="" type="checkbox"/>

Certification [click box and](#)
☐ By clicking the box I declare, under penalties of perjury, that this return (including any schedules) has been examined by me and to the best of my knowledge and belief is true, correct, and complete.

GASOLINE Credit	AVIATION Credit	DIESEL Credit	DYEDDIESEL Credit
\$0.00	\$0.00	\$0.00	\$0.00

[← Fuel Report List](#) [Delete Fuel Tax Report](#) [Save Fuel Tax Report](#)

Click the Certification box to confirm that your return is ready to be submitted to MDT. The following message will display to confirm your certification:

⚠️ CONFIRM Certification



By certifying this file you are indicating that it is ready to be submitted to the Montana Department of Transportation. Do you want to continue?

No, Cancel Certification Request

Yes, Continue

Complete your certification by pressing “Yes, Continue” button.

The “**Save Successful**” message will display in the top right corner.

You may “Un-Certify” your return at any time prior to the 11:59 P.M. on the due date to modify your “original” return. Any return not certified by 11:59 P.M. on the due date will not be considered as filed.

The following screen displays a certified tax report for the period of November 2015. Notice that the “Postmark” date displays upon certification. Until the due date, your return is considered “In-Process”.

In-Process Fuel Tax Report

Report Period: 201511 Postmark: 12/01/2015 Filing Type: INTERNET Return Type: ORIGINAL No Activity?: ☒

Certification

☒ By clicking the box I declare, under penalties of perjury, that this return (including any schedules) has been examined by me and to the best of my knowledge and belief is true, correct, and complete.

GASOLINE Credit: \$0.00 AVIATION Credit: \$0.00 DIESEL Credit: \$0.00 DYEDDIESEL Credit: \$0.00

[← Fuel Report List](#)

To view your In-Process tax report(s) click on “Fuel Report List” button.

The following screen will display:

In-Process Fuel Tax Report List

Reset Upload EDI File Create New Fuel Tax Report

	Period	Type	Postmark	Tax	Credit	Tax Due	Errors?	AVIATION C...	AVIATION G...	DIESEL Credit	DIESEL Gall...	DYEDDI
	201511	ORIGINAL	12/1/2015	\$0.00	\$0.00	\$0.00	<input type="checkbox"/>		0		0	
	201510	ORIGINAL	11/23/2015	\$567,743.44	\$0.00	\$567,743.44	<input checked="" type="checkbox"/>		0		311,324	
	201509	ORIGINAL	12/1/2015	\$0.00	\$0.00	\$0.00	<input type="checkbox"/>		0		0	

To review any In-Process tax reports, click on Pencil Icon.

The following displays a no activity fuel tax report for the period of November 2015:

In-Process Fuel Tax Report

Report Period: 201511 | Postmark: 12/01/2015 | Filing Type: INTERNET | Return Type: ORIGINAL | No Activity? ☒

Certification
☒ By clicking the box I declare, under penalties of perjury, that this return (including any schedules) has been examined by me and to the best of my knowledge and belief is true, correct, and complete.

GASOLINE Credit: \$0.00 | AVIATION Credit: \$0.00 | DIESEL Credit: \$0.00 | DYEDDIESEL Credit: \$0.00

[← Fuel Report List](#)
[Show Report Summary](#)
[Print Period Schedules](#)

To review the Report Summary, click on “Show Report Summary” Button.

No schedule information exists for No Activity reports.

The following screen shows the report summary.

In-Process Fuel Tax Report

Report Period: 201511 | Postmark: 12/01/2015 | Filing Type: INTERNET | Return Type: ORIGINAL | No Activity? ☒

Certification
☒ By clicking the box I declare, under penalties of perjury, that this return (including any schedules) has been examined by me and to the best of my knowledge and belief is true, correct, and complete.

ORIGINAL - 201511

Section I

Item	GASOLINE	AVIATION	DIESEL	DYEDDIESEL
1 Total Gallons	0	0	0	0
2 Tax Due	\$0.00	\$0.00	\$0.00	\$0.00
3 Portion Exempt	\$0.00	\$0.00	\$0.00	\$0.00
4 Total Tax	\$0.00	\$0.00	\$0.00	\$0.00
5 Gallons Subject to Clean Up Fee	0	0	0	0
6 Gallons Exempt from Clean Up Fee	0	0	0	0
7 Total Gallons Subject to Clean Up Fee	0	0	0	0
8 Total Clean Up Fee	\$0.00	\$0.00	\$0.00	\$0.00
9 Credits	\$0.00	\$0.00	\$0.00	\$0.00
10 Subtotal	\$0.00	\$0.00	\$0.00	\$0.00

Credit Amount: \$0.00
Total Amount Due: \$0.00
Postmarked: 12/01/2015 12:00 AM
Late Filing Penalty: \$0.00

[Fuel Report Summary](#)

Section II

Item	GASOLINE	AVIATION	DIESEL	DYEDDIESEL
1 Schedule 2A	0	0	0	0
2 Schedule 2	0	0	0	0
3 Schedule 3	0	0	0	0
4 Total Receipts	0	0	0	0
5 Schedule 6	0	0	0	0
6 Schedule 7	0	0	0	0
7 Schedule 7B	0	0	0	0
8 Total Disbursements	0	0	0	0
9 Total Gallons	0	0	0	0
10 Gasohol	0	0	0	0
11 Aviation	0	0	0	0
12 Jet Fuel	0	0	0	0
13 Military	0	0	0	0
14 Railroad	0	0	0	0

Click on Fuel Report List to return to In-Process tax reports.

In-Process Fuel Tax Report List													
Reset Upload EDI File + Create New Fuel Tax Report													
	Period	Type	Postmark	Tax	Credit	Tax Due	Errors?	AVIATION C...	AVIATION G...	DIESEL Credit	DIESEL Gall...	DYEDDI	
	201511	ORIGINAL	12/1/2015	\$0.00	\$0.00	\$0.00			0		0		
	201510	ORIGINAL	11/23/2015	\$567,743.44	\$0.00	\$567,743.44			0		311,324		
	201509	ORIGINAL	12/1/2015	\$0.00	\$0.00	\$0.00			0		0		

Your “No Activity” return is complete.

Internet filer: Fuel Tax Report with Activity

In-Process Fuel Tax Report

Select the Fuel Tax Report Period, Postmark Date, and Return Type. Press Save Fuel Tax Report to start adding Schedule information.

Report Period
201510

Postmark

Filing Type
INTERNET

Return Type
ORIGINAL

No Activity?
☐

GASOLINE Credit
\$0.00

AVIATION Credit
\$0.00

DIESEL Credit
\$0.00

DYEDDIESEL Credit
\$0.00

[← Fuel Report List](#)
[Start Fuel Tax Report](#)

Select your Report Period and Return Type. The Postmark date will be applied when you certify your tax return. The Filing Type will auto-populate. Click on “Start Fuel Tax Report button.

The following screen will display:

Report Period: 201510 | Postmark: | Filing Type: INTERNET | Return Type: ORIGINAL | No Activity?: ☐

Certification

☐ By clicking the box I declare, under penalties of perjury, that this return (including any schedules) has been examined by me and to the best of my knowledge and belief is true, correct, and complete.

GASOLINE Credit: \$0.00 | AVIATION Credit: \$0.00 | DIESEL Credit: \$0.00 | DYEDDIESEL Credit: \$0.00

[← Fuel Report List](#) [✖ Delete Fuel Tax Report](#) [+ Save Fuel Tax Report](#)

Schedules

Schedule: - Please Select - | Product: - Please Select - | Mode: Truck

[+ Add Schedule](#)

[Expand](#) [Show Errors](#)

	Origin Code	Origin City	State	Seller Name	Seller Tax ID	Buyer Name	Buyer Tax ID	Gross Gallons

Use the drop-down box to display the schedule and fuel type (product codes) options shown below;

2 - GALLONS RECEIVED TAX UNPAID
2+6 - GALLONS RECEIVED TAX UNPAID AND DELIVERED TO MOTOR FUEL LICENSEE - TAX NOT COLLECTED
2+7 - GALLONS RECEIVED TAX UNPAID AND EXPORTED
2+8 - GALLONS RECEIVED TAX UNPAID AND DELIVERED TO US GOVERNMENT - TAX EXEMPT

- Please Select -
065 - GASOLINE
123 - ETHANOL
124 - ETHANOL BLENDED GASOLINE
125 - AVIATION GASOLINE
130 - JET FUEL

Schedule: 2+7 - GALLONS RECEIVED TAX UNPAID AND EXPO... | Product: 065 - GASOLINE | Mode: Truck

[+ Add Schedule](#)

Origin Terminal is only required on a Schedule 2A

Origin City is required on all Schedule 2's or combination schedules 2 + 6 or 2 + 7.

Schedules

The Schedules panel is used to create, update and view bill of lading schedules and product on the fuel tax report. This panel shows the existing BOL data grouped by Schedule, Product, and Mode.

Home / In-Process Fuel Tax Report List / In-Process Fuel Tax Report / Schedule Edit

Bill of Lading Information

Filing Type: INTERNET Report Period: 201510 Return Type: ORIGINAL Postmark: **TEMPORARY Report**

Schedule: **2+7 GALLONS RECEIVED TAX UNPAID AND EXPORTED** Product: **065 GASOLINE** Mode: **Truck**

Origin Terminal: Begin typing to search...

Origin City: Begin typing to search... Origin State:

Seller Name: Begin typing to search... Seller Tax ID: Begin typing to search...

Buyer Name: Begin typing to search... Buyer Tax ID: Begin typing to search...

[Fuel Report](#) [Cancel](#) [Copy Schedule](#) [Delete](#) [Save Bill of Lading](#)

[Add Row \(ctrl+A\)](#) [Add 10 Blank Rows \(ctrl+T\)](#) [Copy Row \(ctrl+R\)](#) [Delete Row \(ctrl+D\)](#) [Save \(ctrl+S\)](#)

#	Destination City	State	Date	BOL Number	Gross Gallons
1	WILLISTON	ND	10/01/2015	98765	2,500

Start typing in any of the fields and if there is a match it will autocomplete the fields.

All out-of-state Destination City and State must be typed (unless you copy a row).

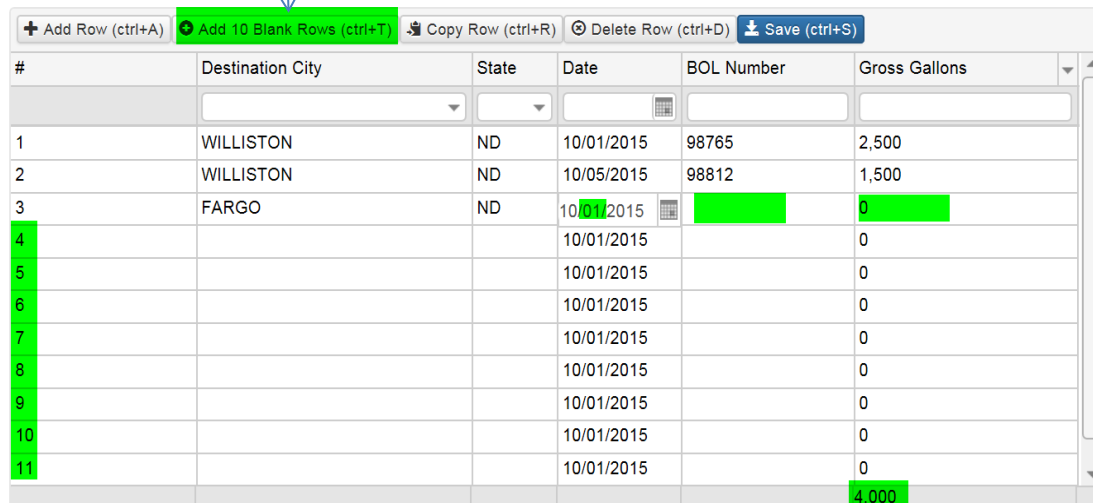
Only valid MT Cities will populate.

Only gross gallons are required.

[Add Row \(ctrl+A\)](#) [Add 10 Blank Rows \(ctrl+T\)](#) [Copy Row \(ctrl+R\)](#) [Delete Row \(ctrl+D\)](#) [Save \(ctrl+S\)](#)

#	Destination City	State	Date	BOL Number	Gross Gallons
1	WILLISTON	ND	10/01/2015	98765	2,500
2	WILLISTON	ND			0

You may add 10 blank rows.

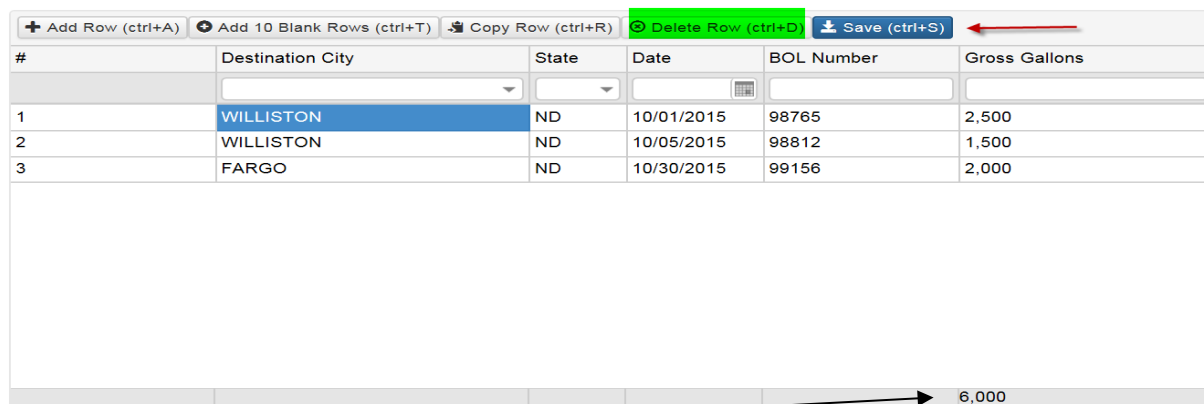


#	Destination City	State	Date	BOL Number	Gross Gallons
1	WILLISTON	ND	10/01/2015	98765	2,500
2	WILLISTON	ND	10/05/2015	98812	1,500
3	FARGO	ND	10/01/2015	[redacted]	0
4			10/01/2015		0
5			10/01/2015		0
6			10/01/2015		0
7			10/01/2015		0
8			10/01/2015		0
9			10/01/2015		0
10			10/01/2015		0
11			10/01/2015		0
					4,000

After 10 rows have been added, the page must be saved before adding more rows.

Press Save Bill of Lading or Save (CTRL+S) to save the page.

If you've added too many rows for that Origin City you can delete a row.



#	Destination City	State	Date	BOL Number	Gross Gallons
1	WILLISTON	ND	10/01/2015	98765	2,500
2	WILLISTON	ND	10/05/2015	98812	1,500
3	FARGO	ND	10/30/2015	99156	2,000
					6,000

6,000 Gallons is the cumulative total for Missoula Exxon & buyer ABC Trucking.

You have the option to Copy Schedule

Filing Type: INTERNET Report Period: 201510 Return Type: ORIGINAL Postmark: **TEMPORARY Report**

Schedule: **2+7 GALLONS RECEIVED TAX UNPAID AND EXPORTED** Product: **065 GASOLINE** Mode: **Truck**

Origin Terminal: Begin typing to search...

Origin City: MISSOULA Begin typing to search...

Seller Name: EXXONMOBIL OIL CORPORATIC Begin typing to search...

Buyer Name: ABC TRUCKING Begin typing to search...

Origin State: MISSOULA MT

Origin State: MT - MONTANA

Seller Tax ID: 135401570

Buyer Tax ID: Begin typing to search...

Change the Origin City, Seller Name & Buyer Name

Schedule: **2+7 GALLONS RECEIVED TAX UNPAID AND EXPORTED** Product: **065 GASOLINE** Mode: **Truck**

Origin Terminal: Begin typing to search...

Origin City: HELENA Begin typing to search...

Seller Name: CHS INC Begin typing to search...

Buyer Name: BELL COMPANY Begin typing to search...

Origin State: MT - MONTANA

Seller Tax ID: 410251095

Buyer Tax ID: Begin typing to search...

#	Destination City	State	Date	BOL Number	Gross Gallons
1			10/01/2015		0

When you finished adding the BOL's click Save and wait for the **"Save Successful"** message.

Next, click Fuel Report and scroll down to see the summary of each schedule.

Click “Expand” to see the detail you entered. You may edit your information any time before the due date.

Schedules

Schedule

- Please Select -

Product

- Please Select -

Mode

Truck

+ Add Schedule

Expand

Show Errors

	Origin Code	Origin City	State	Seller Name	Seller Tax ID	Buyer Name	Buyer Tax ID	Gross Gallons
+ Add Origin	(2+7) GALLONS RECEIVED TAX UNPAID AND EXPORTED (065) GASOLINE via Truck Gross(9,000)							

Collapse

Show Errors

	Origin Code	Origin City	State	Seller Name	Seller Tax ID	Buyer Name	Buyer Tax ID	Gross Gallons
+ Add Origin	(2+7) GALLONS RECEIVED TAX UNPAID AND EXPORTED (065) GASOLINE via Truck Gross(9,000)							
Edit		HELENA	MT	CHS INC	410251095	BELL COM...		3,000
Edit		MISSOULA	MT	EXXONMO...	135401570	ABC TRU...		6,000

Missing information will generate an error message that must be fixed before you can certify your return.

Filing Type: INTERNET Report Period: 201510 Return Type: ORIGINAL Postmark: **TEMPORARY Report**

Schedule: **2+7 GALLONS RECEIVED TAX UNPAID AND EXPORTED** Product: **065 GASOLINE** Mode: **Truck**

Origin Terminal:
❗ The Origin Code or Origin City and State are required.

Origin City:
Begin typing to search...

Seller Name: CHS INC Seller Tax ID: 410251095

Buyer Name: BELL COMPANY Buyer Tax ID:
Begin typing to search...

Buttons: **Fuel Report** **Cancel** **Copy Schedule** **Delete** **Save Bill of Lading**

#	Destination City	State	Date	BOL Number	Gross Gallons
1	FARGO	ND	10/06/2015		3,000

“MT-Montana” will auto populate in the Origin State field if you enter a Montana city in the Origin City field.

Filing Type: INTERNET Report Period: 201510 Return Type: ORIGINAL Postmark: **TEMPORARY Report**

Schedule: **2+7 GALLONS RECEIVED TAX UNPAID AND EXPORTED** Product: **065 GASOLINE** Mode: **Truck**

Origin Terminal:
Begin typing to search...

Origin City: HELENA Origin State: MT - MONTANA
Begin typing to search... auto populated with a origin city in MT

Seller Name: CHS INC Seller Tax ID: 410251095

Buyer Name: BELL COMPANY Buyer Tax ID:
Begin typing to search...

Buttons: **Fuel Report** **Cancel** **Copy Schedule** **Delete** **Save Bill of Lading**

#	Destination City	State	Date	BOL Number	Gross Gallons
1	FARGO	ND	10/06/2015		3,000

Save your work.

Fuel Report takes you back to the first page of the current report.

Click on Show Report Summary to check your totals.

In-Process Fuel Tax Report

Report Period

201510

Postmark

Filing Type

INTERNET

Return Type

ORIGINAL

No Activity?

☐

Certification

☐ By clicking the box I declare, under penalties of perjury, that this return (including any schedules) has been examined by me and to the best of my knowledge and belief is true, correct, and complete.

GASOLINE Credit

\$0.00

AVIATION Credit

\$0.00

DIESEL Credit

\$0.00

DYEDDIESEL Credit

\$0.00

Fuel Report List

Show Report Summary

Print Period Schedules

Delete Fuel Tax Report

Save Fuel Tax Report

☐ By clicking the box I declare, under penalties of perjury, that this return (including any schedules) has been examined by me and to the best of my knowledge and belief is true, correct, and complete.

✚ ORIGINAL - 201510

Section I

Item	GASOLINE	AVIATION	DIESEL	DYEDDIESEL
1 Total Gallons	0	0	0	0
2 Tax Due	\$0.00	\$0.00	\$0.00	\$0.00
3 Portion Exempt	\$0.00	\$0.00	\$0.00	\$0.00
4 Total Tax	\$0.00	\$0.00	\$0.00	\$0.00
5 Gallons Subject to Clean Up Fee	0	0	0	0
6 Gallons Exempt from Clean Up Fee	0	0	0	0
7 Total Gallons Subject to Clean Up Fee	0	0	0	0
8 Total Clean Up Fee	\$0.00	\$0.00	\$0.00	\$0.00
9 Credits	\$0.00	\$0.00	\$0.00	\$0.00
10 Subtotal	\$0.00	\$0.00	\$0.00	\$0.00

Section II

Item	GASOLINE	AVIATION	DIESEL	DYEDDIESEL
1 Schedule 2A	0	0	0	0
2 Schedule 2	9,000	0	0	0
3 Schedule 3	0	0	0	0
4 Total Receipts	9,000	0	0	0
5 Schedule 6	0	0	0	0
6 Schedule 7	9,000	0	0	0
7 Schedule 7B	0	0	0	0
8 Total Disbursements	9,000	0	0	0
9 Total Gallons	0	0	0	0
10 Gasohol	0	0	0	0
11 Aviation	0	0	0	0
12 Jet Fuel	0	0	0	0
13 Military	0	0	0	0
14 Railroad	0	0	0	0

Credit Amount: \$0.00
Total Amount Due: \$0.00
Postmarked:
Late Filing Penalty: \$0.00

Until you certify there will be no postmark!

Fuel Report Summary

When you are finished with your return, you may certify it at any time. You may also leave it for another day to complete. Your return will remain "In-Process" until it is certified.

Click "Fuel Report Summary" to view a PDF version of your tax report.

Certify your report

Once you certify your return and click “Yes Continue” the postmark will appear on the return.

CONFIRM Certification

By certifying this file you are indicating that it is ready to be submitted to the Montana Department of Transportation. Do you want to continue?

Report Period: 201510
Filing Type: INTERNET
Return Type: ORIGINAL
No Activity? ☐

Postmark

☒ By clicking the box I declare, under penalties of perjury, that this return (including any schedules) has been examined by me and to the best of my knowledge and belief is true, correct, and complete.

Certification box will be checked. Postmark date will be applied.

In-Process Fuel Tax Report

Report Period: 201904
Postmark: 05/18/2016
Filing Type: INTERNET
Return Type: ORIGINAL
No Activity? ☐

Certification

☒ By clicking the box I declare, under penalties of perjury, that this return (including any schedules) has been examined by me and to the best of my knowledge and belief is true, correct, and complete.

GASOLINE Credit: \$0.00
AVIATION Credit: \$0.00
DIESEL Credit: \$0.00
DYEDDIESEL Credit: \$0.00

[← Fuel Report List](#) [Show Report Summary](#) [Print Period Schedules](#)

Click on Show Report Summary button to view your completed tax report.

Home / Schedule Edit / In-Process Fuel Tax Report List / **In-Process Fuel Tax Report**

[Page Help](#) [How Do I? ▾](#) [Instructions ▾](#)

In-Process Fuel Tax Report

Your report will remain as an “In-Process Fuel Tax Report” until the due date.

☒ By clicking the box I declare, under penalties of perjury, that this return (including any schedules) has been examined by me and to the best of my knowledge and belief is true, correct, and complete.

✚ ORIGINAL - 201510

Section I

Item	GASOLINE	AVIATION	DIESEL	DYEDDIESEL
1 Total Gallons	0	0	0	0
2 Tax Due	\$0.00	\$0.00	\$0.00	\$0.00
3 Portion Exempt	\$0.00	\$0.00	\$0.00	\$0.00
4 Total Tax	\$0.00	\$0.00	\$0.00	\$0.00
5 Gallons Subject to Clean Up Fee	0	0	0	0
6 Gallons Exempt from Clean Up Fee	0	0	0	0
7 Total Gallons Subject to Clean Up Fee	0	0	0	0
8 Total Clean Up Fee	\$0.00	\$0.00	\$0.00	\$0.00
9 Credits	\$0.00	\$0.00	\$0.00	\$0.00
10 Subtotal	\$0.00	\$0.00	\$0.00	\$0.00

Section II


Item	GASOLINE	AVIATION	DIESEL	DYEDDIESEL
1 Schedule 2A	0	0	0	0
2 Schedule 2	9,000	0	0	0
3 Schedule 3	0	0	0	0
4 Total Receipts	9,000	0	0	0
5 Schedule 6	0	0	0	0
6 Schedule 7	9,000	0	0	0
7 Schedule 7B	0	0	0	0
8 Total Disbursements	9,000	0	0	0
9 Total Gallons	0	0	0	0
10 Gasohol	0	0	0	0
11 Aviation	0	0	0	0
12 Jet Fuel	0	0	0	0
13 Military	0	0	0	0
14 Railroad	0	0	0	0

Credit Amount: \$0.00

Total Amount Due: \$0.00

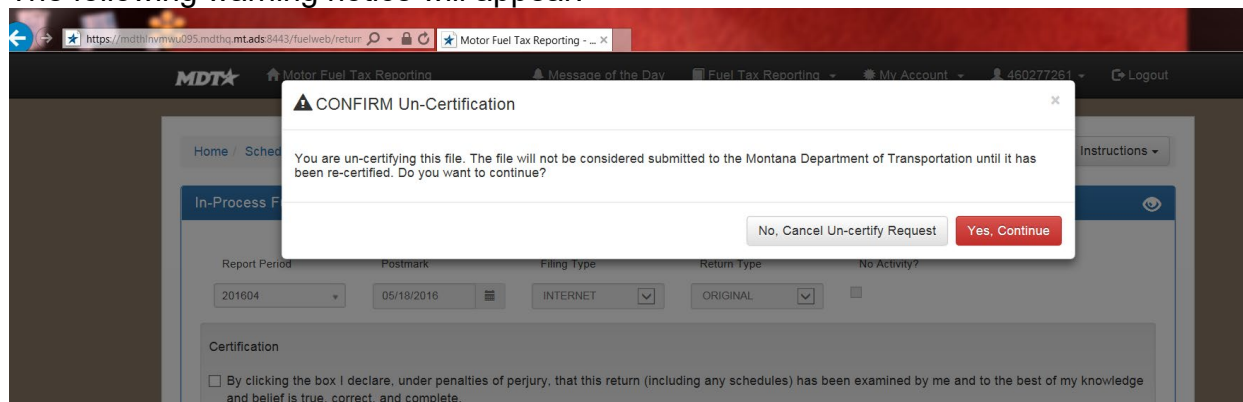
Postmarked: 11/10/2015 12:00 AM

Late Filing Penalty: \$0.00

 Fuel Report Summary

Uncheck the certification box to make changes to your report.

The following warning notice will appear:



Recertify your report after changes have been made. A new postmark date will be applied. Your report is available for Un-Certification until the due date. After that date an amended report is required to make changes.

Up Fee				
8	Total Clean Up Fee	\$0.00	\$0.00	\$0.00
9	Credits	\$0.00	\$0.00	\$0.00
10	Subtotal	\$0.00	\$0.00	\$0.00

Credit Amount: \$0.00
 Total Amount Due: \$0.00
 Postmarked: 11/10/2015 12:00 AM
 Late Filing Penalty: \$0.00

 Fuel Report Summary

9	Total Gallons	0	0	0	0
10	Gasohol	0	0	0	0
11	Aviation	0	0	0	0
12	Jet Fuel	0	0	0	0
13	Military	0	0	0	0
14	Railroad	0	0	0	0

Click "Fuel Report Summary" to view a PDF version of your tax report.

The following is an example of a PDF version of a completed tax report. The return is considered a "Temporary Return" until midnight on the due date of the associated tax report.



MONTANA DEPARTMENT OF
TRANSPORTATION

MOTOR FUELS SYSTEM

2701 Prospect Avenue
 P.O. Box 201001
 Helena, MT 59620-1001
 Phone: 406-444-6027
 Email: MDTFUELTX@MT.GOV

Print Date: 11/10/2015

Name: ROADRUNNER 2

Tax ID: 550000002

Report Period: 201510

Distributor Summary - Temporary Returns

Account No: 81283

Return Type: O

Account Type: PD

Postmark: 11/10/15 12:00 AM

	Gasoline	Aviation	Clear Diesel	Dyed Diesel
Total Gallons:	0	0	0	0
Tax Due:	\$0.00	\$0.00	\$0.00	\$0.00
Portion Exempt:		\$0.00		
Total Aviation Tax Due:		\$0.00		
Gallons Subject to Cleanup Fee:	0	0	0	0
Gallons Exempt - Cleanup Fee:	0	0	0	0
Total Cleanup Gallons:	0	0	0	0
Total Cleanup Fee:	\$0.00	\$0.00	\$0.00	\$0.00
Credit:	\$0.00	\$0.00	\$0.00	\$0.00
Subtotal:	\$0.00	\$0.00	\$0.00	\$0.00
Penalty:	\$0.00			
Interest:				
Total Amount Due:	\$0.00			

Your Internet tax report is complete.

Paper Forms

Montana's Distributor reporting forms are available on MDT's website at:

<http://www.mdt.mt.gov/publications/forms.shtml>

Please be advised that ARM 18.15.203 requires a licensed distributor who report 100,000 gallons or more per year are required to file electronically in a format prescribed by the department. A distributor reporting less than 99,999 gallons per year may choose to file on paper forms.

Appendix A - USA States, Canadian Provinces/Territories and Mexican States Codes

United States of America (USA) State	Abbreviation	Canadian (CAN) Province/Territory	Abbreviation
Alabama	AL	Alberta	AB
Alaska	AK	British Columbia	BC
Arizona	AZ	Manitoba	MB
Arkansas	AR	New Brunswick	NB
California	CA	Newfoundland	NL
Colorado	CO	Northwest Territory	NT
Connecticut	CT	Nova Scotia	NS
Delaware	DE	Nunavut	NU
District of Columbia	DC	Ontario	ON
Florida	FL	Prince Edward Island	PE
Georgia	GA	Quebec	QC
Hawaii	HI	Saskatchewan	SK
Idaho	ID	Yukon Territory	YT
Illinois	IL		
Indiana	IN	Mexican (MEX) State	Abbreviation
Iowa	IA	Aguascalientes	AG
Kansas	KS	Baja California	BJ
Kentucky	KY	Baja California Sur	BS
Louisiana	LA	Campeche	CP
Maine	ME	Chiapas	CH
Maryland	MD	Chihuahua	CI
Massachusetts	MA	Coahuila	CU
Michigan	MI	Colima	CL
Minnesota	MN	Distrito Federal	DF
Mississippi	MS	Durango	DG
Missouri	MO	Guanajuato	GJ
Montana	MT	Guerrero	GR
Nebraska	NE	Hidalgo	HG
Nevada	NV	Jalisco	JA
New Hampshire	NH	Mexico	EM
New Jersey	NJ	Michoacan	MH
New Mexico	NM	Morelos	MR
New York	NY	Nayarit	NA
North Carolina	NC	Nuevo Leon	NL
North Dakota	ND	Oaxaca	OA
Ohio	OH	Puebla	PU
Oklahoma	OK	Queretaro	QA
Oregon	OR	Quintana Roo	QR
Pennsylvania	PA	San Luis Potosi	SL
Rhode Island	RI	Sinaloa	SI
South Carolina	SC	Sonora	SO
South Dakota	SD	Tabasco	TA
Tennessee	TN	Tamaulipas	TM
Texas	TX	Tlaxcala	TL
Utah	UT	Veracruz	VZ
Vermont	VT	Yucatan	YC
Virginia	VA	Zacatecas	ZT
Washington	WA		
West Virginia	WV		
Wisconsin	WI		
Wyoming	WY		



Trading Partner Agreement For Electronic Data Interchange (EDI)

This Agreement is entered into on _____, by and between the Montana Department of Transportation, Administration Division ("MDT") and _____ ("Taxpayer").

MDT and the Taxpayer wish to provide a means by which the taxpayer will file its Montana Motor Fuel Distributor's report by electronically transmitting data in substitution for conventional, paper-based document and to assure that such report is legally valid and enforceable. In order to achieve this goal, the parties agree as follows:

1. **Term and Amendments:** This agreement shall be effective on the date shown above and shall continue until terminated by either party. A party may terminate this agreement by giving thirty (30) days written notice to the other party or by the cancellation of their Motor Fuels Distributor License. This agreement may be amended at any time by executing a written addendum signed by both the Taxpayer and MDT.
2. **Standards:** The Taxpayer will electronically transmit report to MDT according to MDT standards and instructions that may be issued by MDT from time to time. MDT will provide these standards and instructions to the Taxpayer in a reasonable time frame in advance of due dates to allow compliance with filing requirements.
3. **Third Party Service Providers:** The Taxpayer may transmit returns electronically to MDT through a third-party service provider. The Taxpayer shall be responsible for the costs of any provider of services with which it contracts in this regard, unless otherwise agreed upon in writing by both parties. The Taxpayer or third party provider will transmit returns electronically to MDT through the Internet secure upload site provided by MDT.
4. **System Operations and Security Procedures:** The Taxpayer, at its own expense, shall provide and maintain the equipment, software, services and testing necessary for the Taxpayer to transmit the electronic reports. MDT, at its own expense, shall provide and maintain the equipment, software, services and testing necessary for MDT to receive the electronic reports. Each party shall use security procedures, which are reasonably sufficient to ensure that all transmissions of the reports are authorized and to protect its business records and data from improper access.
5. **Signatures:** The name of the Taxpayer's authorized agent, or the Taxpayer's identification number, when included as part of the report filed pursuant to this agreement, shall constitute the signature of the Taxpayer on the report as if such report were actually signed by the Taxpayer.
6. **Receipt of Transmission:** A report shall be deemed to have been filed with MDT when the report, in the stipulated format, is accessible to MDT in the EDI upload directory provided or entered through the web system provided by MDT and is sufficiently free of errors to identify the filer and provide the MDT required information. The receipt of the report must be on or before the due date.
7. **Acknowledgement of Transmission:** Upon receiving a successfully transmitted report from the taxpayer, MDT will transmit an acknowledgement in return within three (3) business days from receipt of the report. An acknowledgement will mean only that MDT has received the Taxpayer's transmission. An acknowledgement does not imply any findings by MDT about the correctness of the report. A transmission that is received by MDT but is not in the stipulated format will not constitute a valid report.
8. **Garbled Transmissions:** If any transmission is received in an unintelligible or garbled form and MDT cannot identify the Taxpayer, no acknowledgement can or will be made. The absence of an acknowledgement shall be treated as notice to the Taxpayer that MDT did not receive the report in the required format.
9. **Record Retention:** All fuel tax records must be retained for a period of 3 years.

10. **Admissibility of Returns/Reports as Evidence:** A true and accurate copy of any report may be introduced in paper form as evidence in any judicial or administrative proceeding by either party to the same extent and under the same conditions as any other business record.
11. **Payments:** Payments to MDT for tax amounts due for reports received under this agreement must be made to MDT by Electronic Funds Transfer (EFT) method, unless other prior arrangements have been made.
12. **Governing Law:** This Agreement shall be governed by, and interpreted in accordance with the laws of the state of Montana.
13. **Identifying Codes & Numbers:** To ensure proper identification of electronically transmitted reports, the parties will exchange the identifying qualifiers FEIN or SSN and account number. Any change in these qualifiers will be communicated to the other party before any transmission using the new qualifier is sent. For accessing reports through the internet, each electronic filer will receive an ID and password.

Taxpayer:

Print Name of Taxpayer or Authorized Agent

Signature of Taxpayer or Authorized Agent

Date

MDT Agent:

Motor Fuel Section

Print Name of Authorized Agent

Signature of Authorized Agent

Date