

AASHTOWare Project Bids™ Software Installation Instructions



TRAVELER INFO ▾ PUBLIC INVOLVEMENT ▾ DOING BUSINESS ▾ PUBLICATIONS ▾ VISION ZERO ▾ ABOUT ▾

Home > Business > Contracting & Bidding

Search MDT...

Contracting & Bidding

Please be aware some files will download as zip files and download time is dependent on your network speed.
Please look for files in your download directory.

First visit? Take a few minutes to read our [Disclaimer](#).

Announcements

Bulletin Board requirements have changed for 2025.
Please see the [Bulletin Board](#) on the Q&A Forum for more information.

Pre-Bid Letting

[First Time Bidder? Bidding Overview](#)
[Letting Schedule](#)
[Future Projects](#)
[PS&E and Preliminary Bid Packages](#)
[Upcoming Alternative Contracting Projects](#)
[Preliminary Quantities](#)
[Tentative Construction Projects Map](#)

Bid Letting

[Q & A Forum](#)
[Invitations for Bid 100](#)
[Invitations for Bid 200](#)
[Advertised Bid Packages & Advertised Bid Files](#)
[As Read Letting List](#)
[Plan Holders Lists | Instructions](#)
[Contractor List](#)
[Amendments](#)
[Project Bids™, Bid Express™ Electronic Bidding](#)
[Electronic Bid Withdrawal | Bid Withdrawal Form](#)
[Bidder's List AASHTOWare Project Bids Tutorial](#)
[Bidder's List Template](#)

Awarded Contracts

[Award Sheets 2025](#)
[Archived Award Sheets](#)
[Awarded Projects Search](#)
[Bid Archives](#)
[Awarded Bid Packages](#)
[Subcontracting Resources](#)

Navigate to:

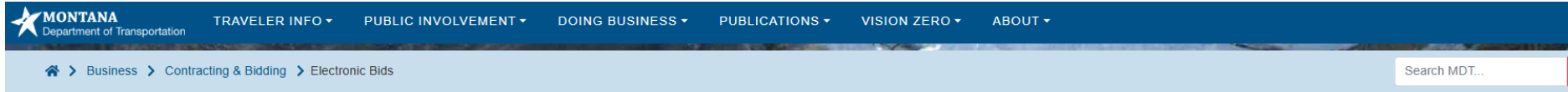
<http://www.mdt.mt.gov/business/contracting/>

Click on the link

MDT – Engineering Construction Contracting Section

2701 Prospect Ave, Helena, MT 59620-1001
Phone: (406)444-6215, (406)444-6212, or
(406)444-6284

AASHTOWare Project Bids™ Software Installation Instructions



Electronic Bids

AASHTOWare Project Bids™ & Bid Express™ Electronic Bidding

Electronic Bidding with MDT

MDT's electronic bidding utilizes both the AASHTOWare Project Bids™ software and the [Bid Express™ Secure Internet Bidding](#).

The Bid component of the AASHTOWare Project Bids™ software is used to prepare your electronic bid. The Bid Express service is used by an agency and its contracting community to communicate with each other. You download the proposal files from the Bid Express service, then the AASHTOWare Project Bids™ Bid component to enter your bid information and submit your bid.

AASHTOWare Project Bids™

AASHTOWare Project Bids™ Electronic Bidding System is a application designed to work with AASHTOWare Project Preconstruction™, PES® and LAS®, or any similar proposal preparation and bid letting management system. AASHTOWare Project Bids™ effectively streamlines the bidding process, providing transportation agencies with control over the bid letting process while facilitating bid submittal for contractors. In use in over 14 state transportation agencies, it allows bidders to receive proposal item schedules and submit and withdraw item bids in a secure electronic environment. AASHTOWare Project Bids™ also tracks Disadvantaged Business Enterprise (DBE) commitments and automates calculations, applying amendments and other tasks.

Bid Express™ Secure Internet Bidding

The Bid Express service is an online information service for bidding provided by Infotech, Inc. The Bid Express service is available on the Internet at www.bidx.com. It is a two-way service, publishing bid-related information from agencies to the bidding community, and allowing online secure bid submission from the bidding community to the agency. The Bid Express service also enables electronic bid bond verification, provides automatic email notification of projects, and, where available, provides online access to plan sheets and to bid tab data.

Click on the link:
“Download Project Bids™”

Download Project Bids™ (it's free!)

[Terms and Conditions](#)

AASHTOWare Project Bids™ contains underlying program code that incorporates strong encryption technology and is therefore subject to export restrictions. Its distribution may be regulated by 15 CFR Parts 730-774, published by the U.S. Department of Commerce, Bureau of Export Administration, as the Export Administration Regulations (EAR), and other laws and regulations.

Except for export to Canada for use in Canada by Canadian citizens or lawful permanent residents, Project Bids™ and any underlying technology may not be exported outside the United States or to any foreign entity or "foreign person" as defined by U.S. government regulations, including without limitation, anyone who is not a citizen, national, or lawful permanent resident of the United States.

Project Bids™ is available within the U.S. It may not be exported outside the U.S. Be aware that if you export this software outside the U.S., you may be in violation of U.S. laws.

[Download Project Bids™](#)

[Project Bids™ Installation Instructions](#)



AASHTOWare Project Bids™

Software Installation Instructions



1.0.8.1

Name: AASHTOWare Project Bids™ Bid Component

Version: 1.0.8.1

Publisher: Published on behalf of AASHTO by Info Tech, Inc.

Software Requirement:
Microsoft .NET Framework 4.6.1 (x86 and x64)

If you do not have the .NET Framework, it will be installed when you click the Install button.

Normal operation of the AASHTOWare Project Bids™ Bid Component will include certain identifying information as part of the exported .ebs file (Your bid file). This information necessarily includes identifying information about You, Your business, and any confidential information included in Your bid. This information is not collected by AASHTO and is securely encrypted until such time as the agency to which Your bid is submitted opens Your bid. The AASHTOWare Project Bids™ Bid Component does not retain this information in any way other than the exported .ebs file. Confidentiality of any information in Your exported .ebs file is governed by the laws and regulations of the state of the agency which accepts your bid.

15. Waiver
A waiver of any term, provision or condition of this Agreement shall not be deemed a continuing waiver of any such term, provision or condition. No waiver shall be valid or binding unless agreed to in writing and signed by authorized representative of AASHTO.

16. Entire Agreement
This Agreement constitutes the entire agreement between the parties, and supersedes all proposals, communications and agreements between the parties, oral or written, relating to the subject matter of this Agreement. This Agreement may not be amended or modified except in writing signed by both parties.

☒ I have read and agree to the license agreement.

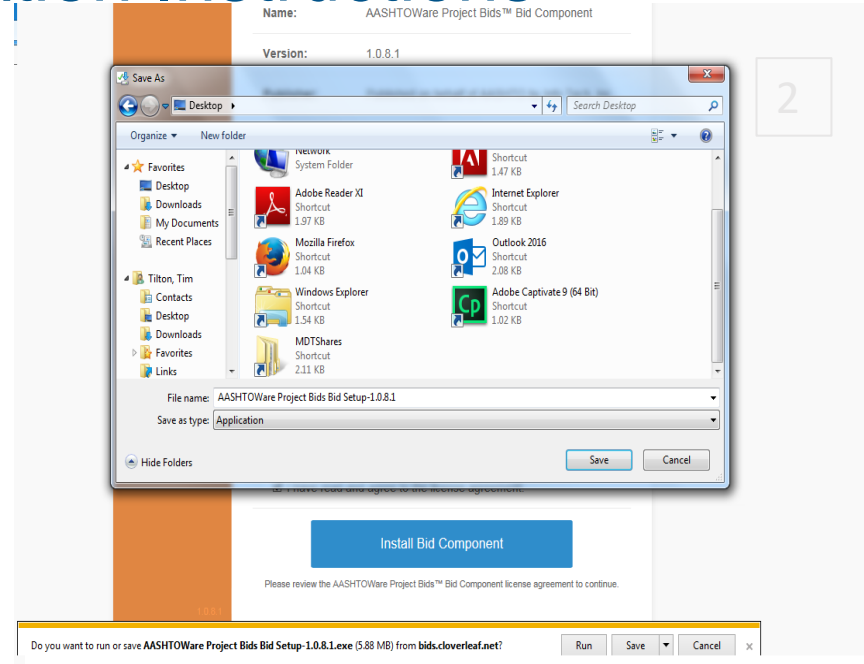
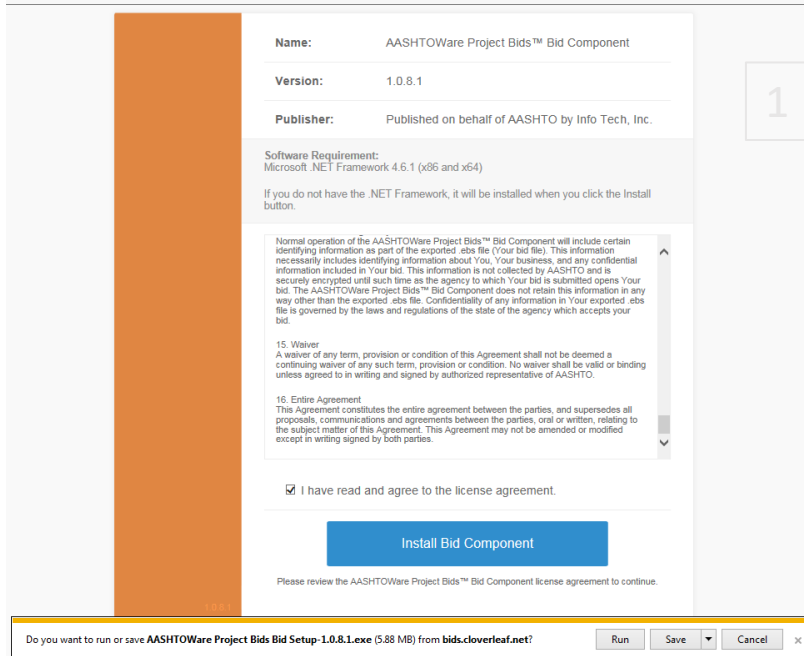
Install Bid Component

Please review the AASHTOWare Project Bids™ Bid Component license agreement to continue.

You will be taken to an external link <https://bids.cloverleaf.net> to download Project Bids™

Please note: You must scroll all the way to the bottom using of the slide bar on right side of the license agreement and check the box before the link to “Install Bid Component” is made active.

AASHTOWare Project Bids™ Software Installation Instructions



You may need administrative privileges and/or temporarily suspend Internet Security software protection on your computer to install AASHTOWare Project Bids™ Software.

Please note: These screenshots and steps may vary from your results depending on what version of Microsoft Windows you have and the particular security software you run on your computer. Other internet browsers are partially supported (i.e. Google Chrome, Mozilla Firefox, Microsoft Edge) but may yield different steps than these screenshots.

In most cases, choose to “RUN” the executable file. Some users may need to “SAVE AS” to the Desktop first and “RUN” once the executable file has been saved locally.

The screenshots and Steps 1-4 are as if the user chose “SAVE or “SAVE AS”

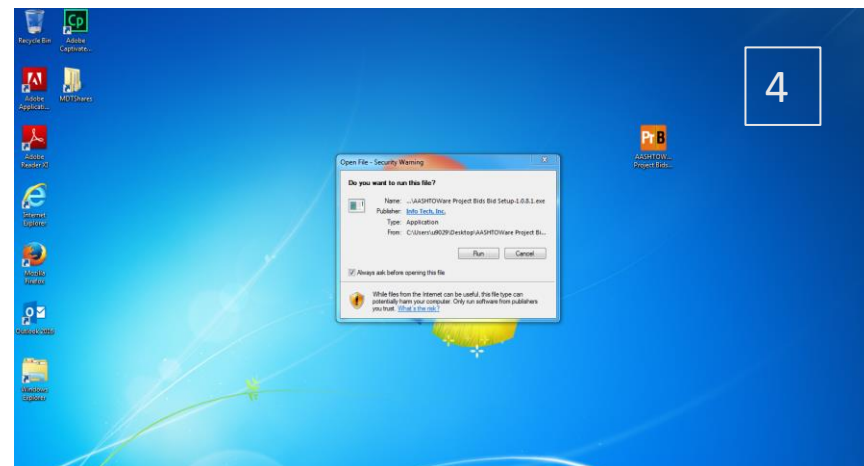
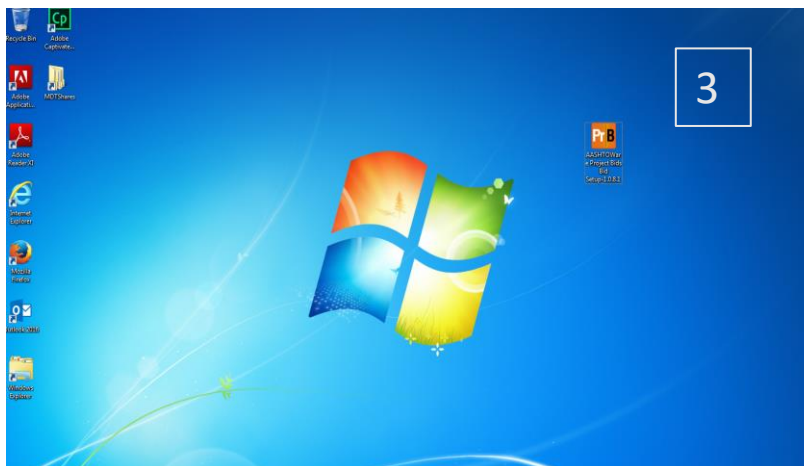
Follow Steps 1-4

1-“SAVE AS” to Desktop

2-Navigate to Desktop

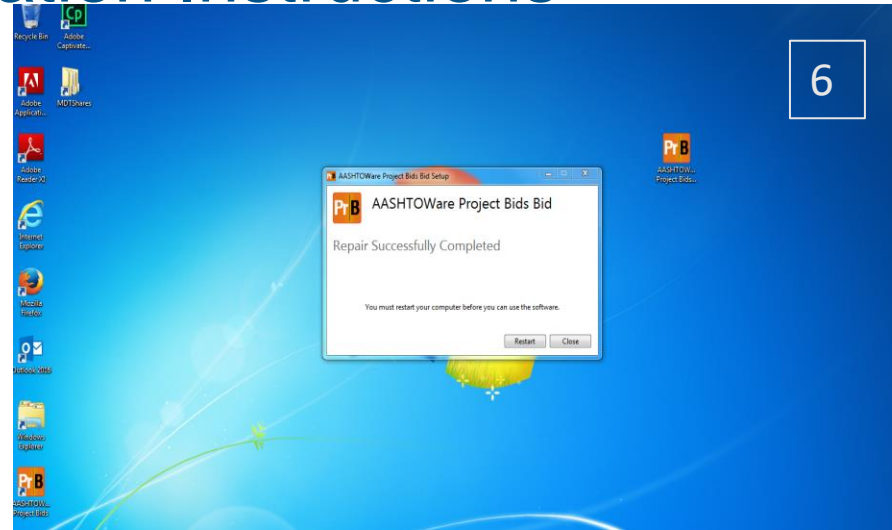
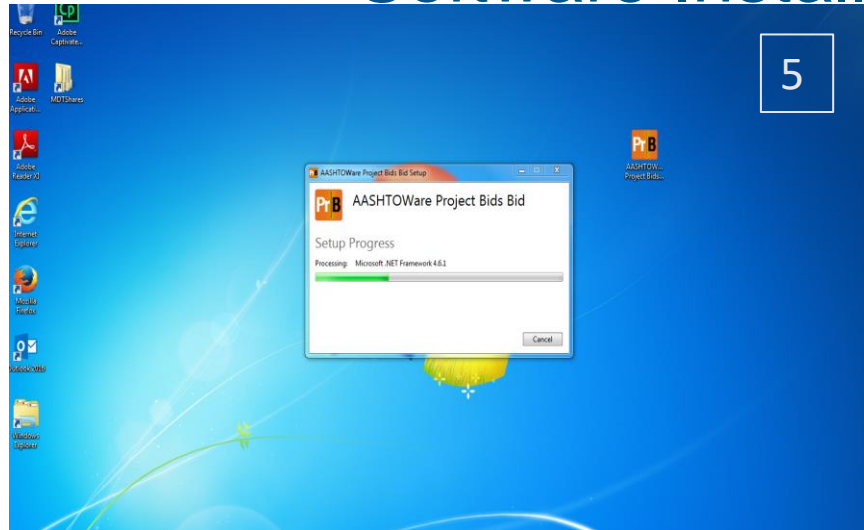
3-Executable File is on Desktop

4-Double-click to Run Executable file on your desktop.



AASHTOWare Project Bids™

Software Installation Instructions



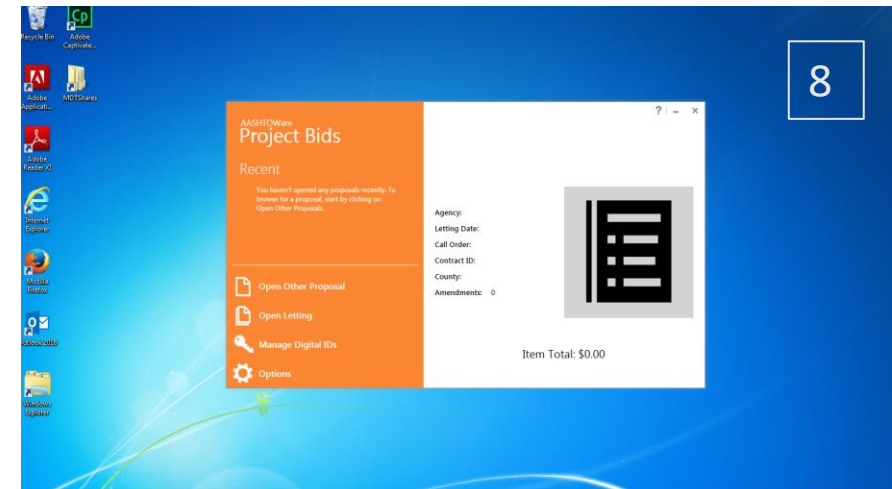
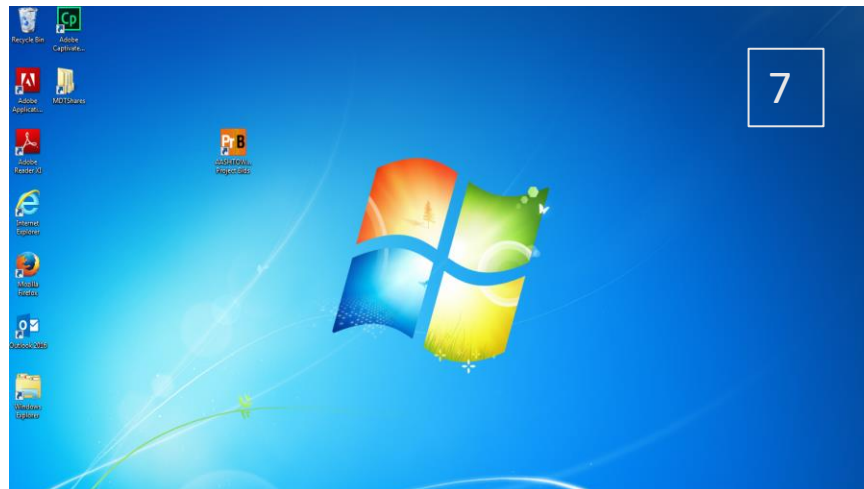
Please note: These screenshots and steps may vary from your results depending on what version of Microsoft Windows you have and the particular security software you run on your computer.

Follow Steps 5-6

5-Setup Progress Display

6-Program Successfully Installed and in most cases will launch automatically.

--Some users may need to “Restart” their computer to finish Install depending on which version of Microsoft Windows.



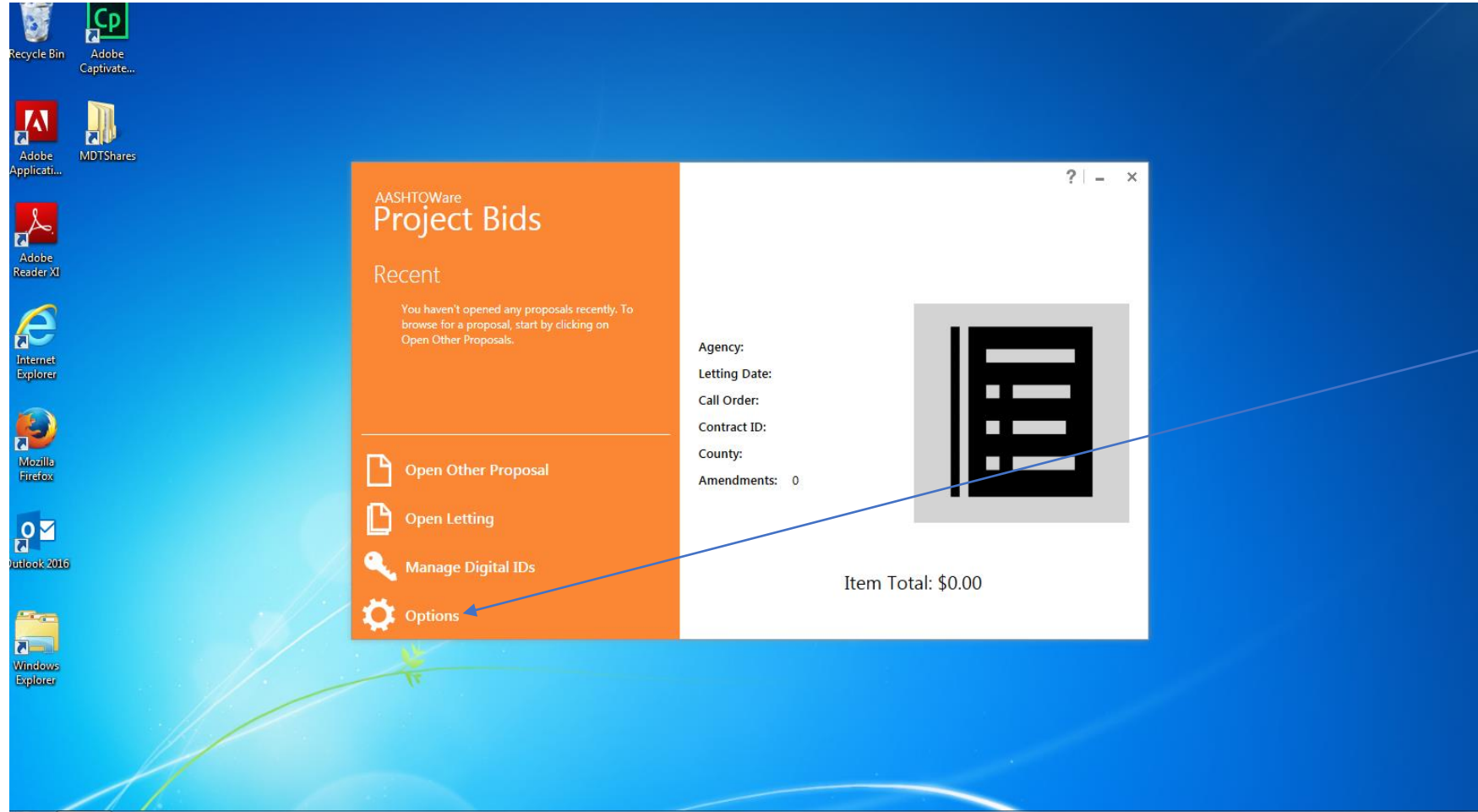
If so, Follow Steps 7-8

7-Desktop Icon should be on Desktop or on Windows Start Menu after Restart

8-Double-click Icon to launch Project Bids™ from Desktop or launch from the Windows Start Menu.

AASHTOWare Project Bids™

Software Installation Instructions



The first time Project Bids™ is launched, complete the User Profile by clicking on “Options”

AASHTOWare Project Bids™ Software Installation Instructions



Options

User Profiles Digital IDs Item List Formats Proxy 0% Complete

Update and maintain your user profile details.

DEFAULT	DEFAULT BIDDER ID	BUSINESS NAME	ADDRESS
<input checked="" type="checkbox"/>	9997	MDT Mock Contractor 9997	2701 Prospect Ave. Helena, MT

Bid Total:

Click on the + button to create a User Profile

AASHTOWare Project Bids™

Software Installation Instructions



Options

User Profile Entry

Company:

Address 1:

Address 2:

City: State:

Zip:

Phone: Fax:

Cell: Pager:

Email:

Add/Remove Bidder ID:

Select Default Bidder ID:

Fill out Company Name and address.
Enter your assigned 4-digit MDT Vendor ID Number.
If you do not know your Vendor ID number, send an email to mdtcps@mt.gov for assistance.

Please note: Enter the 4-digit number and "Tab" to have it transfer to the Default Bidder ID Field.
You must "Tab" rather than pressing the "Enter" Key to set the Default Bidder ID

Bid Total:

AASHTOWare Project Bids™

Software Installation Instructions



Options

User Profile Entry

Company: MDT Mock Contractor 9997

Address 1: 2701 Prospect Ave.

Address 2: PO Box 201001

City: Helena State: Montana

Zip: 59620-1001

Phone: Fax:

Cell: Pager:

Email:

Bidder ID: 2332

Add New Bidder ID

BIDDER ID	DEFAULT?	DELETE
2332	✓	✗

Save

Cancel

Press the "Save" Button to create the User Profile

Bid Total:

AASHTOWare Project Bids™

Software Installation Instructions



Options

0% Complete

User Profiles

Digital IDs

Item List

Formats

Proxy

Update and maintain your Digital IDs.

NAME	FINGERPRINT

+

×

⬆

?

Bid Total:

Contact Bid Express at www.bidx.com or by phone at +1 (888) 352-BIDX (2439), or email bidx.support@infotechinc.com to obtain a Project Bids™ Digital ID if you are currently or intend to subscribe and submit bids electronically. PLEASE plan and allow three weeks, minimum, to obtain a Digital ID and activate Bid Express subscription!

AASHTOWare Project Bids™

Software Installation Instructions



User Profiles Digital IDs Item List Formats Proxy

Update and maintain your user profile details.

DEFAULT	DEFAULT BIDDER ID	BUSINESS NAME	ADDRESS
<input checked="" type="checkbox"/>	9997	MDT Mock Contractor 9997	2701 Prospect Ave. Helena, MT

Options



0% Complete

- 1) Click the Arrow to collapse the Options Menu Then,
- 2) Click the “_” to minimize the Project Bids™ software program.

You have finished installing Project Bids™ and are now ready to download Bid Files and complete a bid!

Feel free to call the MDT Engineering Construction Contracting Section at:
406) 444-6215, (406) 444-6212, or
(406) 444-6284 for customer assistance.

We are available to assist you from 7:00 a.m. to 5:00 p.m.

Bid Total: