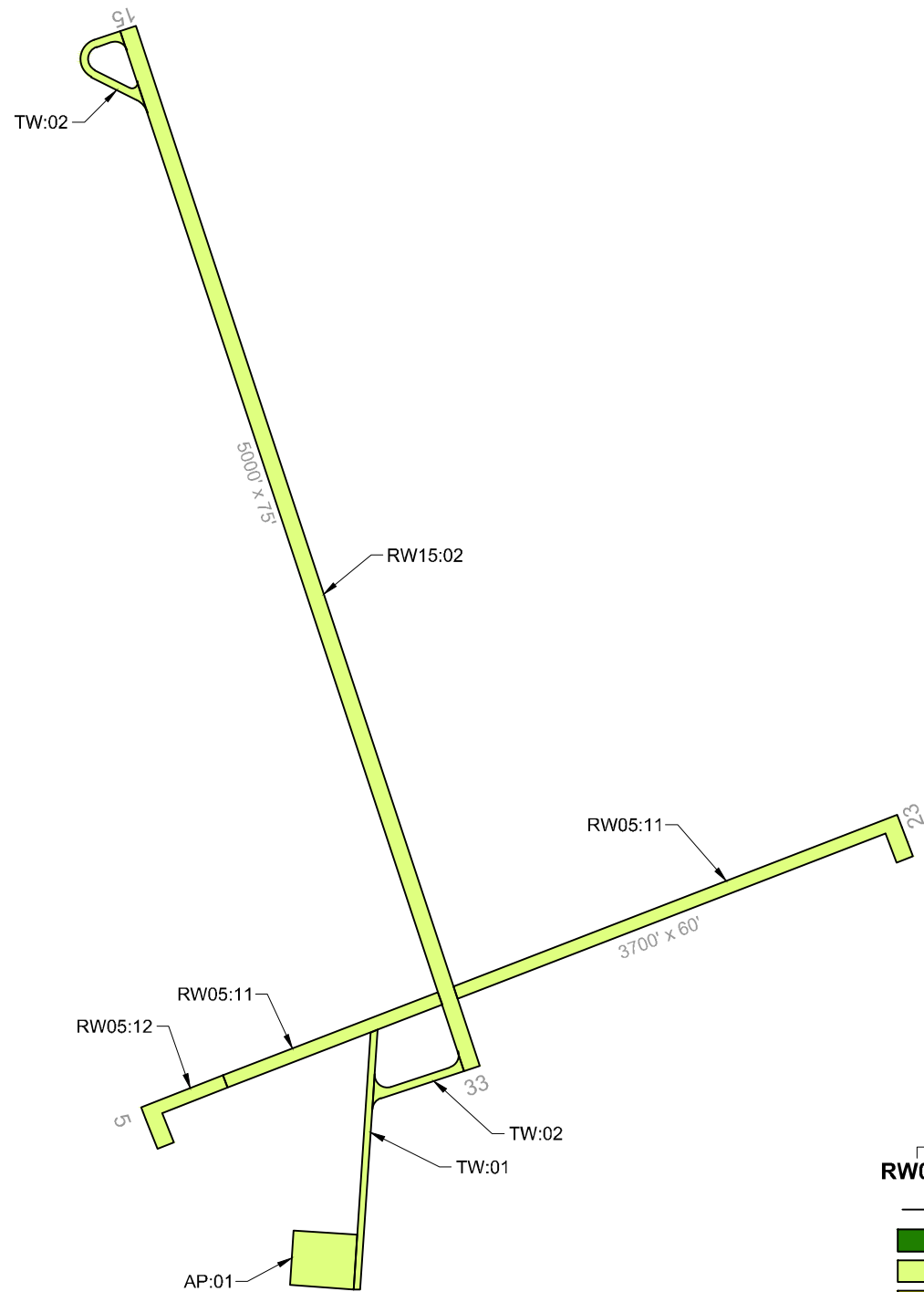


This document, together with the concepts and designs presented herein, is an instrument of service, is intended only for the specific purpose and client for which it was prepared. Reuse of and improper reliance on this document without written authorization and adaptation by Kinney-Horn and Associates, Inc. shall be without liability to Kinney-Horn and Associates, Inc.



LEGEND

— BRANCH IDENTIFIER
 — SECTION IDENTIFIER
 — SECTION BOUNDARY

	PCI 86-100 GOOD
	PCI 71-85 SATISFACTORY
	PCI 56-70 FAIR
	PCI 41-55 POOR
	PCI 26-40 VERY POOR
	PCI 11-25 SERIOUS
	PCI 0-10 FAILED

CURRENT 2021 PAVEMENT CONDITION INDEX

Branch ID	Section ID	Branch Name	Surface Type	Section Area (SF)	Approx. Age at Inspection	Last Major Work Date	Last Inspection Date	Pavement Condition Index	PCI Category
AP	01	Apron	AC	46,336	20.3	8/1/2001	9/2/2021	81	Satisfactory
RW05	11	Runway 05-23	AAC	198,000	20.3	8/1/2001	9/2/2021	76	Satisfactory
RW05	12	Runway 05-23	AC	24,000	20.3	8/1/2001	9/2/2021	77	Satisfactory
RW15	02	Runway 15-33	AC	375,000	20.3	8/1/2001	9/2/2021	71	Satisfactory
TW	01	Taxiway	AC	38,760	20.3	8/1/2001	9/2/2021	77	Satisfactory
TW	02	Taxiway	AC	35,560	20.3	8/1/2001	9/2/2021	77	Satisfactory


AIRFIELD PAVEMENT WORK HISTORY

- ADAP-01, P-216 COLD MIX ASPHALT
- AIP-003-2001, RECONSTRUCT (RW14:11), EXTEND (RW05:12) RUNWAY 5/23; CONSTRUCT RUNWAY 14/32 (RW14:12), TURNAROUND (TW:02); RECONSTRUCT PORTION OF TAXIWAY A (TW:01); CONSTRUCT TAXIWAY B (TW:02); RECONSTRUCT APRON (AP:01).
- AIP-006-2007, CRACK SEAL, FOG SEAL, AND REMARK PAVEMENTS.
- AIP-007-2013, CRACK SEAL, FOG SEAL, AND REMARK PAVEMENTS.

Runway



RW05-12-03: Weathering



RW14-02-17: L&T Cracking

Taxiway



TW01-01: Patching




TW02-04: Raveling

Apron



AP01-06: Overview



AP01-14: Overview

Re-Inspection Report

MDT SASP 2021

Generated Date 12/6/2021

Page 1 of 6

Network: CII **Name:** Choteau Airport

Branch: AP **Name:** Apron **Use:** APRON **Area:** 46,336 SqFt

Section: 01 of 1 **From:** SOUTHERLY END OF APRON **To:** NORTH 256' **Last Const.:** 8/1/2001

Surface: AC **Family:** DEFAULT **Zone:** CHOT **Category:** D **Rank:** P

Area: 46,336 SqFt **Length:** 181 Ft **Width:** 256 Ft

Slabs: **Slab Length:** Ft **Slab Width:** Ft **Joint Length:** Ft

Shoulder: **Street Type:** ACN **Grade:** 0 **Lanes:** 0

Section Comments:

Work Date: 8/15/1977 **Work Type:** New Construction - Initial **Code:** NU-IN **Is Major M&R:** True

Work Date: 8/1/2001 **Work Type:** Complete Reconstruction - AC **Code:** CR-AC **Is Major M&R:** True

Last Insp. Date: 9/2/2021 **TotalSamples:** 15 **Surveyed:** 5

Conditions: PCI: 81

Inspection Comments:

Sample Number: 04 **Type:** R **Area:** 4650.00 SqFt **PCI:** 81

Sample Comments:

48	L & T CR	L	128.00 Ft
57	WEATHERING	L	3952.00 SqFt
57	WEATHERING	M	698.00 SqFt

Sample Number: 06 **Type:** R **Area:** 4650.00 SqFt **PCI:** 84

Sample Comments:

48	L & T CR	L	153.00 Ft
57	WEATHERING	M	698.00 SqFt

Sample Number: 10 **Type:** R **Area:** 4650.00 SqFt **PCI:** 77

Sample Comments:

48	L & T CR	L	193.00 Ft
57	WEATHERING	L	3952.00 SqFt
57	WEATHERING	M	698.00 SqFt

Sample Number: 12 **Type:** R **Area:** 4650.00 SqFt **PCI:** 84

Sample Comments:

48	L & T CR	L	74.00 Ft
57	WEATHERING	L	4185.00 SqFt
57	WEATHERING	M	465.00 SqFt

Sample Number: 14 **Type:** R **Area:** 4650.00 SqFt **PCI:** 81

Sample Comments:

48	L & T CR	L	129.00 Ft
57	WEATHERING	L	3952.00 SqFt
57	WEATHERING	M	698.00 SqFt

Network:	CII		Name:	Choteau Airport			
Branch:	RW05	Name:	Runway 05-23	Use:	RUNWAY	Area:	222,000 SqFt
Section:	11	of 2	From:	STA 17+00	To:	STA 50+00	Last Const.: 8/1/2001
Surface:	AAC	Family:	DEFAULT	Zone:		Category:	D
Area:	198,000 SqFt	Length:	3,300 Ft	Width:	60 Ft	Rank:	P
Slabs:		Slab Length:	Ft	Slab Width:	Ft	Joint Length:	Ft
Shoulder:		Street Type:	ACR	Grade:	0	Lanes:	0
Section Comments:							
Work Date:	8/1/1977	Work Type:	New Construction - Initial	Code:	NU-IN	Is Major M&R:	True
Work Date:	8/1/2001	Work Type:	Surface Reconstruction - AC	Code:	SR-AC	Is Major M&R:	True
Work Date:	8/1/2001	Work Type:	Cold Milling	Code:	MI-CO	Is Major M&R:	False
Last Insp. Date:	9/2/2021	TotalSamples:	37	Surveyed:	6		
Conditions:	PCI: 76						
Inspection Comments:							
Sample Number:	01	Type:	R	Area:	5100.00 SqFt	PCI:	76
Sample Comments:							
48	L & T CR	L	243.00	Ft			
57	WEATHERING	L	4590.00	SqFt			
57	WEATHERING	M	510.00	SqFt			
Sample Number:	07	Type:	R	Area:	5100.00 SqFt	PCI:	78
Sample Comments:							
48	L & T CR	L	195.00	Ft			
57	WEATHERING	L	4590.00	SqFt			
57	WEATHERING	M	510.00	SqFt			
Sample Number:	17	Type:	R	Area:	5100.00 SqFt	PCI:	71
Sample Comments:							
48	L & T CR	L	230.00	Ft			
48	L & T CR	M	21.00	Ft			
57	WEATHERING	L	4590.00	SqFt			
57	WEATHERING	M	510.00	SqFt			
Sample Number:	22	Type:	R	Area:	5100.00 SqFt	PCI:	76
Sample Comments:							
48	L & T CR	L	246.00	Ft			
57	WEATHERING	L	4590.00	SqFt			
57	WEATHERING	M	510.00	SqFt			
Sample Number:	28	Type:	R	Area:	5100.00 SqFt	PCI:	75
Sample Comments:							
48	L & T CR	L	255.00	Ft			
57	WEATHERING	L	4590.00	SqFt			
57	WEATHERING	M	510.00	SqFt			
Sample Number:	35	Type:	R	Area:	5100.00 SqFt	PCI:	80
Sample Comments:							
48	L & T CR	L	255.00	Ft			
57	WEATHERING	L	5100.00	SqFt			

Network:	CII		Name:	Choteau Airport					
Branch:	RW05	Name:	Runway 05-23	Use:	RUNWAY	Area:	222,000 SqFt		
Section:	12	of 2	From:	STA 13+00	To:	STA 17+00	Last Const.:	8/1/2001	
Surface:	AC	Family:	DEFAULT	Zone:		Category:	D	Rank:	P
Area:	24,000 SqFt	Length:	400 Ft	Width:	60 Ft				
Slabs:		Slab Length:	Ft	Slab Width:	Ft	Joint Length:	Ft		
Shoulder:		Street Type:	ACR	Grade:	0	Lanes:	0		
Section Comments:									
Work Date:	8/1/2001	Work Type:	New Construction - Initial		Code:	NU-IN	Is Major M&R:	True	
Last Insp. Date:	9/2/2021	Total Samples:	5	Surveyed:	4				
Conditions:	PCI:	77							
Inspection Comments:									
Sample Number:	02	Type:	R	Area:	4800.00 SqFt	PCI:	75		
Sample Comments:									
48	L & T CR	L	253.00	Ft					
57	WEATHERING	L	4080.00	SqFt					
57	WEATHERING	M	720.00	SqFt					
Sample Number:	03	Type:	R	Area:	4800.00 SqFt	PCI:	76		
Sample Comments:									
48	L & T CR	L	226.00	Ft					
57	WEATHERING	L	4080.00	SqFt					
57	WEATHERING	M	720.00	SqFt					
Sample Number:	04	Type:	R	Area:	4800.00 SqFt	PCI:	78		
Sample Comments:									
48	L & T CR	L	188.00	Ft					
57	WEATHERING	L	4080.00	SqFt					
57	WEATHERING	M	720.00	SqFt					
Sample Number:	05	Type:	R	Area:	4800.00 SqFt	PCI:	78		
Sample Comments:									
48	L & T CR	L	184.00	Ft					
57	WEATHERING	L	4080.00	SqFt					
57	WEATHERING	M	720.00	SqFt					

Network:	CII		Name:	Choteau Airport			
Branch:	RW15	Name:	Runway 15-33	Use:	RUNWAY	Area:	375,000 SqFt
Section:	02	of 1	From:	Connecting TW (T-2)	To:	Jughandle (T-2)	Last Const.: 8/1/2001
Surface:	AC	Family:	DEFAULT	Zone:		Category:	D
Area:	375,000 SqFt	Length:	5,000 Ft	Width:	75 Ft	Rank:	P
Slabs:		Slab Length:	Ft	Slab Width:	Ft	Joint Length:	Ft
Shoulder:		Street Type:	ACR	Grade:	0	Lanes:	0
Section Comments:							
Work Date:	8/1/2001	Work Type:	New Construction - Initial	Code:	NU-IN	Is Major M&R:	True
Last Insp. Date:	9/2/2021	TotalSamples:	77	Surveyed:	7		
Conditions:	PCI: 71						
Inspection Comments:							
Sample Number:	05	Type:	R	Area:	4875.00 SqFt	PCI:	67
Sample Comments:							
48	L & T CR	L	180.00	Ft			
48	L & T CR	M	11.00	Ft			
50	PATCHING	L	390.00	SqFt			
57	WEATHERING	L	4037.00	SqFt			
57	WEATHERING	M	448.00	SqFt			
Sample Number:	17	Type:	R	Area:	4875.00 SqFt	PCI:	67
Sample Comments:							
48	L & T CR	L	179.00	Ft			
48	L & T CR	M	16.00	Ft			
50	PATCHING	L	390.00	SqFt			
57	WEATHERING	L	4037.00	SqFt			
57	WEATHERING	M	448.00	SqFt			
Sample Number:	30	Type:	R	Area:	4875.00 SqFt	PCI:	72
Sample Comments:							
48	L & T CR	L	195.00	Ft			
50	PATCHING	L	390.00	SqFt			
57	WEATHERING	L	4037.00	SqFt			
57	WEATHERING	M	448.00	SqFt			
Sample Number:	41	Type:	R	Area:	4875.00 SqFt	PCI:	72
Sample Comments:							
48	L & T CR	L	175.00	Ft			
50	PATCHING	L	390.00	SqFt			
57	WEATHERING	L	4037.00	SqFt			
57	WEATHERING	M	448.00	SqFt			
Sample Number:	53	Type:	R	Area:	4875.00 SqFt	PCI:	72
Sample Comments:							
48	L & T CR	L	195.00	Ft			
50	PATCHING	L	390.00	SqFt			
57	WEATHERING	L	4037.00	SqFt			
57	WEATHERING	M	448.00	SqFt			
Sample Number:	65	Type:	R	Area:	4875.00 SqFt	PCI:	72
Sample Comments:							
48	L & T CR	L	212.00	Ft			
50	PATCHING	L	390.00	SqFt			
57	WEATHERING	L	4037.00	SqFt			
57	WEATHERING	M	448.00	SqFt			
Sample Number:	77	Type:	R	Area:	4875.00 SqFt	PCI:	76
Sample Comments:							
48	L & T CR	L	224.00	Ft			
57	WEATHERING	L	3900.00	SqFt			
57	WEATHERING	M	975.00	SqFt			

Network: CII **Name:** Choteau Airport

Branch: TW **Name:** Taxiway **Use:** TAXIWAY **Area:** 74,320 SqFt

Section: 01 of 2 **From:** RWY STA 13+50 **To:** APRON **Last Const.:** 8/1/2001

Surface: AC **Family:** DEFAULT **Zone:** CHOT **Category:** D **Rank:** P

Area: 38,760 SqFt **Length:** 1,292 Ft **Width:** 30 Ft

Slabs: **Slab Length:** Ft **Slab Width:** Ft **Joint Length:** Ft

Shoulder: **Street Type:** ACR **Grade:** 0 **Lanes:** 0

Section Comments:

Work Date: 8/15/1977 **Work Type:** New Construction - Initial **Code:** NU-IN **Is Major M&R:** True

Work Date: 8/1/2001 **Work Type:** Complete Reconstruction - AC **Code:** CR-AC **Is Major M&R:** True

Last Insp. Date: 9/2/2021 **TotalSamples:** 7 **Surveyed:** 4

Conditions: PCI: 77

Inspection Comments:

Sample Number: 01 **Type:** R **Area:** 5100.00 SqFt **PCI:** 68

Sample Comments:

48 L & T CR L 194.00 Ft
50 PATCHING M 185.00 SqFt
57 WEATHERING L 3932.00 SqFt
57 WEATHERING M 983.00 SqFt

Sample Number: 03 **Type:** R **Area:** 5100.00 SqFt **PCI:** 79

Sample Comments:

48 L & T CR L 170.00 Ft
57 WEATHERING L 4590.00 SqFt
57 WEATHERING M 510.00 SqFt

Sample Number: 05 **Type:** R **Area:** 5100.00 SqFt **PCI:** 75

Sample Comments:

48 L & T CR L 165.00 Ft
48 L & T CR M 5.00 Ft
57 WEATHERING L 4590.00 SqFt
57 WEATHERING M 510.00 SqFt

Sample Number: 07 **Type:** R **Area:** 5100.00 SqFt **PCI:** 84

Sample Comments:

48 L & T CR L 53.00 Ft
57 WEATHERING L 4590.00 SqFt
57 WEATHERING M 510.00 SqFt

Network:	CII		Name:	Choteau Airport					
Branch:	TW	Name:	Taxiway	Use:	TAXIWAY	Area:	74,320 SqFt		
Section:	02	of 2	From:	R-2	To:	T-1 & JUGHANDLE	Last Const.:	8/1/2001	
Surface:	AC	Family:	DEFAULT	Zone:		Category:	D	Rank:	P
Area:	35,560 SqFt	Length:	1,016 Ft	Width:	35 Ft				
Slabs:		Slab Length:	Ft	Slab Width:	Ft	Joint Length:	Ft		
Shoulder:		Street Type:	ACR	Grade:	0	Lanes:	0		
Section Comments:									
Work Date:	8/1/2001	Work Type:	New Construction - Initial		Code:	NU-IN	Is Major M&R:	True	
Last Insp. Date:	9/2/2021	TotalSamples:	7	Surveyed:	4				
Conditions:	PCI: 77								
Inspection Comments:									
Sample Number:	02	Type:	R	Area:	5075.00 SqFt	PCI:	78		
Sample Comments:									
48	L & T CR	L	56.00 Ft						
52	RAVELING	L	761.00 SqFt						
57	WEATHERING	L	4314.00 SqFt						
Sample Number:	04	Type:	R	Area:	5075.00 SqFt	PCI:	65		
Sample Comments:									
48	L & T CR	L	51.00 Ft						
52	RAVELING	L	2538.00 SqFt						
52	RAVELING	M	20.00 SqFt						
57	WEATHERING	L	2517.00 SqFt						
Sample Number:	06	Type:	R	Area:	5075.00 SqFt	PCI:	80		
Sample Comments:									
48	L & T CR	L	145.00 Ft						
57	WEATHERING	L	4060.00 SqFt						
57	WEATHERING	M	1015.00 SqFt						
Sample Number:	07	Type:	R	Area:	6932.00 SqFt	PCI:	82		
Sample Comments:									
48	L & T CR	L	116.00 Ft						
57	WEATHERING	L	3806.00 SqFt						
57	WEATHERING	M	1269.00 SqFt						