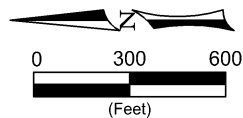
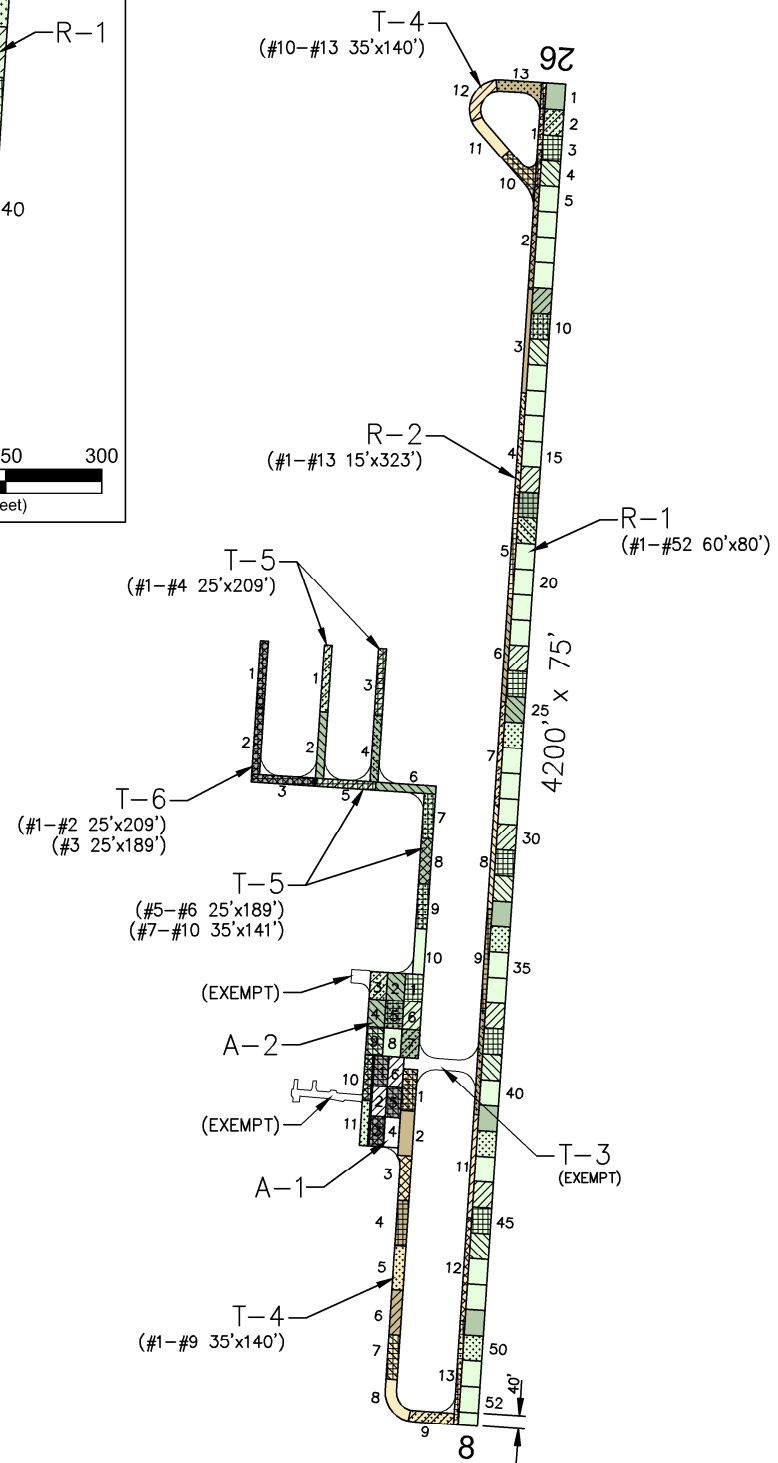
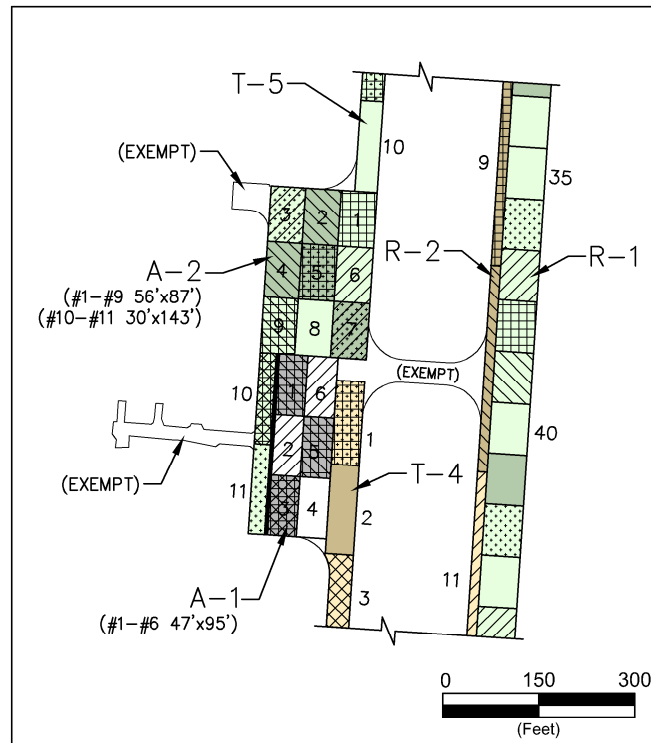


THOMPSON FALLS



PAVEMENT STRENGTH SURVEY/PAVEMENT CONDITION SURVEY

PAVE. IDENT.	SOIL CLASS	SUB GRADE CLASS	SUBBASE COURSE	BASE COURSE	SURFACE COURSE	OVERLAY	PAVEMENT STRENGTH			REMARKS
							MAX. GROSS LOAD (LBS)			
							SINGLE	DUAL	DUAL TAN.	
RUNWAYS										
R-1	E-1			6" P-208	DBL P-609	P-603,2 P-401 P-609	12,500			A,1,2,4,5,6
R-2			P-152	4" P-208	2.5" P-401	P-609	12,500			2,4,5,6
TAXIWAYS										
T-3			P-152	4" P-208	2.5" P-401	P-609	12,500			2,4,5,6
T-4			P-152	4" P-208	2.5" P-401	P-609	12,500			2,4,5,6
T-5			P-152	4" P-208	2.5" P-401	P-609	12,500			3,4,5,6
T-6			P-152	4" P-208	2.5" P-401	P-609	12,500			4,5,6
APRONS										
A-1	E-1			6" P-208	DBL P-609	P-603,2 P-401 P-609	12,500			A,1,2,4,5,6
A-2			P-152	4" P-208	2.5" P-401	P-609	12,500			2,4,5,6

REMARKS:

- A. BASE COURSE MODIFIED TO 70% CRUSHED ONE FACE.
1. AIP-01, 1983
2. AIP-02, 1995, REHABILITATE RUNWAY AND PORTION OF APRON (A-1); CONSTRUCT CONNECTING TAXIWAY, PARTIAL PARALLEL TAXIWAY, AND TURNAROUND (T-4); EXPAND APRON (A-2).
3. AIP-03, 2000, CONSTRUCT HANGAR ACCESS TAXIWAYS (T-5).
4. AIP-004-2003, CONSTRUCT TAXIWAY (T-6); CRACK SEAL, FOG SEAL, AND REMARK REMAINING PAVEMENTS.
5. AIP-005-2008, CRACK SEAL, FOG SEAL, AND REMARK PAVEMENTS.
6. AIP-008-2013, CRACK SEAL, FOG SEAL, AND REMARK PAVEMENTS.

LEGEND

- 2003 SURVEY AREA
- 2006 SURVEY AREA
- 2009 SURVEY AREA
- 2012 SURVEY AREA
- 2015 SURVEY AREA

- MAINTAIN: PCI > 60
- TRANSITION: PCI 45 TO 60
- RECONSTRUCT: PCI < 45

DATE OF PAVEMENT STRENGTH SURVEY: APR. 25, 1990

EVALUATED BY: G. GATES

DATE OF MOST RECENT PAVEMENT CONDITION SURVEY: SEPT. 23, 2015

EVALUATED BY: D. SCHANDEL

LOCATION: THOMPSON FALLS MONTANA

**MONTANA AVIATION SYSTEM PLAN
2015 UPDATE - PAVEMENT CONDITION INDEXES**

**THOMPSON FALLS AIRPORT
(THM)**

Date: DECEMBER 2015 Prepared For: Prepared By:

DECEMBER 2015



THOMPSON FALLS AIRPORT

9/23/2015




A-2, Overview



A-2, Surface detail with crack & depression



R-1, Surface detail with bleeding



R-1, Overview

THOMPSON FALLS AIRPORT

9/23/2015




R-2, Overview with weeds growing from cracks



R-2, Surface detail with crack & swell



T-4, Overview



T-4, Surface detail with rutting

THOMPSON FALLS AIRPORT

9/23/2015



T-5, Overview



T-5, Surface detail

THOMPSON FALLS AIRPORT

Branch: 02A

APRON

A-2

Length: 260 LF **Width:** 169 LF **Area:** 52,490 SF **Last Const. :** 1995 **Family:** ACAM15
From: Hangar **To:** T-3 **Surface:** AC

Inspections

Samples Surveyed: 4 **Total Samples:** 11 **Last Inspection Date (RPA)** 9/23/2015 **PCI:** **63**

Sample # 3 **Area:** 4872 SF

Distress Description	Severity	Quantity
LONGITUDINAL/TRANSVERSE CRACKING	L	264 LF
WEATHERING	L	97 SF
DEPRESSION	L	83 SF
RAVELING	L	25 SF
LONGITUDINAL/TRANSVERSE CRACKING	M	4 LF
SWELLING	L	4 SF

Sample # 5 **Area:** 4872 SF

Distress Description	Severity	Quantity
LONGITUDINAL/TRANSVERSE CRACKING	L	297 LF
LONGITUDINAL/TRANSVERSE CRACKING	M	36 LF
WEATHERING	L	97 SF
PATCHING	L	75 SF
DEPRESSION	L	55 SF
RAVELING	H	26 SF
RAVELING	L	25 SF
SWELLING	L	12 SF
OIL SPILLAGE	N	8 SF
BLEEDING	N	3 SF

Sample # 7 **Area:** 4872 SF

Distress Description	Severity	Quantity
LONGITUDINAL/TRANSVERSE CRACKING	L	328 LF
LONGITUDINAL/TRANSVERSE CRACKING	M	46 LF
WEATHERING	L	96 SF
DEPRESSION	L	56 SF
RAVELING	L	25 SF
SWELLING	L	6 SF

Sample # 11 **Area:** 4290 SF

Distress Description	Severity	Quantity
LONGITUDINAL/TRANSVERSE CRACKING	L	214 LF
LONGITUDINAL/TRANSVERSE CRACKING	M	75 LF
RAVELING	H	100 SF
WEATHERING	L	85 SF
DEPRESSION	L	84 SF
SWELLING	L	26 SF
RAVELING	L	22 SF

Extrapolated Distress Quantities*

Distress Description	Severity	Quantity	Density	Deduct
LONGITUDINAL/TRANSVERSE CRACKING	L	3062 LF	5.83 %	16.48
RAVELING	H	350 SF	0.67 %	12.98
LONGITUDINAL/TRANSVERSE CRACKING	M	447 LF	0.85 %	10.46
DEPRESSION	L	772 SF	1.47 %	9.05
PATCHING	L	208 SF	0.40 %	2.27
OIL SPILLAGE	N	22 SF	0.04 %	2.00
RAVELING	L	269 SF	0.51 %	1.79
SWELLING	L	133 SF	0.25 %	1.56
WEATHERING	L	1041 SF	1.98 %	0.68
BLEEDING	N	8 SF	0.02 %	0.00

* Multiple deduct values are scaled down from their algebraic sum to keep the model consistent with experimental data.

Percent of Deduct Values Based on Distress Mechanism

0.0 % Load 78.0 % Climate/Durability 22.0 % Other

THOMPSON FALLS AIRPORT

Branch: 02R

RUNWAY

R-1

Length: 4,200 LF **Width:** 60 LF **Area:** 252,000 SF **Last Const. :** 1995 **Family:** ACRMU15
From: STA 0+00 **To:** STA 42+00 **Surface:** AC

Inspections

Samples Surveyed: 7 **Total Samples:** 52 **Last Inspection Date (RPA)** 9/23/2015 **PCI:** 61

Sample # 2	<table border="0"> <thead> <tr> <th style="text-align: left;">Distress Description</th> <th style="text-align: left;">Severity</th> <th style="text-align: left;">Quantity</th> </tr> </thead> <tbody> <tr><td>LONGITUDINAL/TRANSVERSE CRACKING</td><td>L</td><td>410 LF</td></tr> <tr><td>BLEEDING</td><td>N</td><td>330 SF</td></tr> <tr><td>WEATHERING</td><td>L</td><td>96 SF</td></tr> <tr><td>LONGITUDINAL/TRANSVERSE CRACKING</td><td>M</td><td>23 LF</td></tr> <tr><td>DEPRESSION</td><td>L</td><td>55 SF</td></tr> <tr><td>RAVELING</td><td>L</td><td>24 SF</td></tr> <tr><td>SWELLING</td><td>L</td><td>22 SF</td></tr> <tr><td>RAVELING</td><td>H</td><td>1 SF</td></tr> </tbody> </table>	Distress Description	Severity	Quantity	LONGITUDINAL/TRANSVERSE CRACKING	L	410 LF	BLEEDING	N	330 SF	WEATHERING	L	96 SF	LONGITUDINAL/TRANSVERSE CRACKING	M	23 LF	DEPRESSION	L	55 SF	RAVELING	L	24 SF	SWELLING	L	22 SF	RAVELING	H	1 SF	Area: 4800 SF
Distress Description	Severity	Quantity																											
LONGITUDINAL/TRANSVERSE CRACKING	L	410 LF																											
BLEEDING	N	330 SF																											
WEATHERING	L	96 SF																											
LONGITUDINAL/TRANSVERSE CRACKING	M	23 LF																											
DEPRESSION	L	55 SF																											
RAVELING	L	24 SF																											
SWELLING	L	22 SF																											
RAVELING	H	1 SF																											
Sample # 10	<table border="0"> <thead> <tr> <th style="text-align: left;">Distress Description</th> <th style="text-align: left;">Severity</th> <th style="text-align: left;">Quantity</th> </tr> </thead> <tbody> <tr><td>LONGITUDINAL/TRANSVERSE CRACKING</td><td>L</td><td>366 LF</td></tr> <tr><td>WEATHERING</td><td>L</td><td>98 SF</td></tr> <tr><td>LONGITUDINAL/TRANSVERSE CRACKING</td><td>M</td><td>17 LF</td></tr> <tr><td>RAVELING</td><td>L</td><td>24 SF</td></tr> <tr><td>DEPRESSION</td><td>L</td><td>10 SF</td></tr> <tr><td>SWELLING</td><td>L</td><td>10 SF</td></tr> <tr><td>RAVELING</td><td>H</td><td>3 SF</td></tr> </tbody> </table>	Distress Description	Severity	Quantity	LONGITUDINAL/TRANSVERSE CRACKING	L	366 LF	WEATHERING	L	98 SF	LONGITUDINAL/TRANSVERSE CRACKING	M	17 LF	RAVELING	L	24 SF	DEPRESSION	L	10 SF	SWELLING	L	10 SF	RAVELING	H	3 SF	Area: 4800 SF			
Distress Description	Severity	Quantity																											
LONGITUDINAL/TRANSVERSE CRACKING	L	366 LF																											
WEATHERING	L	98 SF																											
LONGITUDINAL/TRANSVERSE CRACKING	M	17 LF																											
RAVELING	L	24 SF																											
DEPRESSION	L	10 SF																											
SWELLING	L	10 SF																											
RAVELING	H	3 SF																											
Sample # 18	<table border="0"> <thead> <tr> <th style="text-align: left;">Distress Description</th> <th style="text-align: left;">Severity</th> <th style="text-align: left;">Quantity</th> </tr> </thead> <tbody> <tr><td>LONGITUDINAL/TRANSVERSE CRACKING</td><td>L</td><td>413 LF</td></tr> <tr><td>SWELLING</td><td>L</td><td>103 SF</td></tr> <tr><td>WEATHERING</td><td>L</td><td>98 SF</td></tr> <tr><td>BLEEDING</td><td>N</td><td>60 SF</td></tr> <tr><td>RAVELING</td><td>L</td><td>24 SF</td></tr> <tr><td>LONGITUDINAL/TRANSVERSE CRACKING</td><td>M</td><td>4 LF</td></tr> <tr><td>RAVELING</td><td>H</td><td>6 SF</td></tr> </tbody> </table>	Distress Description	Severity	Quantity	LONGITUDINAL/TRANSVERSE CRACKING	L	413 LF	SWELLING	L	103 SF	WEATHERING	L	98 SF	BLEEDING	N	60 SF	RAVELING	L	24 SF	LONGITUDINAL/TRANSVERSE CRACKING	M	4 LF	RAVELING	H	6 SF	Area: 4800 SF			
Distress Description	Severity	Quantity																											
LONGITUDINAL/TRANSVERSE CRACKING	L	413 LF																											
SWELLING	L	103 SF																											
WEATHERING	L	98 SF																											
BLEEDING	N	60 SF																											
RAVELING	L	24 SF																											
LONGITUDINAL/TRANSVERSE CRACKING	M	4 LF																											
RAVELING	H	6 SF																											
Sample # 26	<table border="0"> <thead> <tr> <th style="text-align: left;">Distress Description</th> <th style="text-align: left;">Severity</th> <th style="text-align: left;">Quantity</th> </tr> </thead> <tbody> <tr><td>LONGITUDINAL/TRANSVERSE CRACKING</td><td>L</td><td>406 LF</td></tr> <tr><td>LONGITUDINAL/TRANSVERSE CRACKING</td><td>M</td><td>33 LF</td></tr> <tr><td>WEATHERING</td><td>L</td><td>96 SF</td></tr> <tr><td>BLEEDING</td><td>N</td><td>60 SF</td></tr> <tr><td>RAVELING</td><td>L</td><td>24 SF</td></tr> </tbody> </table>	Distress Description	Severity	Quantity	LONGITUDINAL/TRANSVERSE CRACKING	L	406 LF	LONGITUDINAL/TRANSVERSE CRACKING	M	33 LF	WEATHERING	L	96 SF	BLEEDING	N	60 SF	RAVELING	L	24 SF	Area: 4800 SF									
Distress Description	Severity	Quantity																											
LONGITUDINAL/TRANSVERSE CRACKING	L	406 LF																											
LONGITUDINAL/TRANSVERSE CRACKING	M	33 LF																											
WEATHERING	L	96 SF																											
BLEEDING	N	60 SF																											
RAVELING	L	24 SF																											
Sample # 34	<table border="0"> <thead> <tr> <th style="text-align: left;">Distress Description</th> <th style="text-align: left;">Severity</th> <th style="text-align: left;">Quantity</th> </tr> </thead> <tbody> <tr><td>LONGITUDINAL/TRANSVERSE CRACKING</td><td>L</td><td>332 LF</td></tr> <tr><td>WEATHERING</td><td>L</td><td>96 SF</td></tr> <tr><td>LONGITUDINAL/TRANSVERSE CRACKING</td><td>M</td><td>24 LF</td></tr> <tr><td>BLEEDING</td><td>N</td><td>30 SF</td></tr> <tr><td>RAVELING</td><td>L</td><td>24 SF</td></tr> <tr><td>RAVELING</td><td>H</td><td>10 SF</td></tr> </tbody> </table>	Distress Description	Severity	Quantity	LONGITUDINAL/TRANSVERSE CRACKING	L	332 LF	WEATHERING	L	96 SF	LONGITUDINAL/TRANSVERSE CRACKING	M	24 LF	BLEEDING	N	30 SF	RAVELING	L	24 SF	RAVELING	H	10 SF	Area: 4800 SF						
Distress Description	Severity	Quantity																											
LONGITUDINAL/TRANSVERSE CRACKING	L	332 LF																											
WEATHERING	L	96 SF																											
LONGITUDINAL/TRANSVERSE CRACKING	M	24 LF																											
BLEEDING	N	30 SF																											
RAVELING	L	24 SF																											
RAVELING	H	10 SF																											
Sample # 42	<table border="0"> <thead> <tr> <th style="text-align: left;">Distress Description</th> <th style="text-align: left;">Severity</th> <th style="text-align: left;">Quantity</th> </tr> </thead> <tbody> <tr><td>LONGITUDINAL/TRANSVERSE CRACKING</td><td>L</td><td>398 LF</td></tr> <tr><td>LONGITUDINAL/TRANSVERSE CRACKING</td><td>M</td><td>64 LF</td></tr> <tr><td>WEATHERING</td><td>L</td><td>96 SF</td></tr> <tr><td>RAVELING</td><td>L</td><td>24 SF</td></tr> <tr><td>RAVELING</td><td>H</td><td>12 SF</td></tr> <tr><td>RUTTING</td><td>L</td><td>10 SF</td></tr> </tbody> </table>	Distress Description	Severity	Quantity	LONGITUDINAL/TRANSVERSE CRACKING	L	398 LF	LONGITUDINAL/TRANSVERSE CRACKING	M	64 LF	WEATHERING	L	96 SF	RAVELING	L	24 SF	RAVELING	H	12 SF	RUTTING	L	10 SF	Area: 4800 SF						
Distress Description	Severity	Quantity																											
LONGITUDINAL/TRANSVERSE CRACKING	L	398 LF																											
LONGITUDINAL/TRANSVERSE CRACKING	M	64 LF																											
WEATHERING	L	96 SF																											
RAVELING	L	24 SF																											
RAVELING	H	12 SF																											
RUTTING	L	10 SF																											
Sample # 50	<table border="0"> <thead> <tr> <th style="text-align: left;">Distress Description</th> <th style="text-align: left;">Severity</th> <th style="text-align: left;">Quantity</th> </tr> </thead> <tbody> <tr><td>LONGITUDINAL/TRANSVERSE CRACKING</td><td>L</td><td>361 LF</td></tr> <tr><td>LONGITUDINAL/TRANSVERSE CRACKING</td><td>M</td><td>104 LF</td></tr> <tr><td>RUTTING</td><td>L</td><td>120 SF</td></tr> <tr><td>WEATHERING</td><td>L</td><td>96 SF</td></tr> <tr><td>RAVELING</td><td>L</td><td>24 SF</td></tr> <tr><td>DEPRESSION</td><td>L</td><td>12 SF</td></tr> <tr><td>BLEEDING</td><td>N</td><td>4 SF</td></tr> </tbody> </table>	Distress Description	Severity	Quantity	LONGITUDINAL/TRANSVERSE CRACKING	L	361 LF	LONGITUDINAL/TRANSVERSE CRACKING	M	104 LF	RUTTING	L	120 SF	WEATHERING	L	96 SF	RAVELING	L	24 SF	DEPRESSION	L	12 SF	BLEEDING	N	4 SF	Area: 4800 SF			
Distress Description	Severity	Quantity																											
LONGITUDINAL/TRANSVERSE CRACKING	L	361 LF																											
LONGITUDINAL/TRANSVERSE CRACKING	M	104 LF																											
RUTTING	L	120 SF																											
WEATHERING	L	96 SF																											
RAVELING	L	24 SF																											
DEPRESSION	L	12 SF																											
BLEEDING	N	4 SF																											

THOMPSON FALLS AIRPORT

Branch: 02R

RUNWAY

R-1

Extrapolated Distress Quantities*

Distress Description	Severity	Quantity	Density	Deduct
LONGITUDINAL/TRANSVERSE CRACKING	L	20145 LF	7.99 %	20.32
RUTTING	L	975 SF	0.39 %	11.78
LONGITUDINAL/TRANSVERSE CRACKING	M	2018 LF	0.80 %	10.18
BLEEDING	N	3630 SF	1.44 %	7.72
RAVELING	H	240 SF	0.10 %	6.00
RAVELING	L	1260 SF	0.50 %	1.77
SWELLING	L	1013 SF	0.40 %	1.75
DEPRESSION	L	578 SF	0.23 %	1.02
WEATHERING	L	5070 SF	2.01 %	0.69

* Multiple deduct values are scaled down from their algebraic sum to keep the model consistent with experimental data.

Percent of Deduct Values Based on Distress Mechanism

19.0 % **Load**

64.0 % **Climate/Durability**

17.0 % **Other**

THOMPSON FALLS AIRPORT

Branch: 02R

RUNWAY

R-2

Length: 4,200 LF **Width:** 15 LF **Area:** 63,000 SF **Last Const. :** 1995 **Family:** ACRMU15
From: R-1 width extension **To:** **Surface:** AC

Inspections

Samples Surveyed: 5 **Total Samples:** 13 **Last Inspection Date (RPA)** 9/23/2015 **PCI:** 52

Sample # 1 **Area:** 4845 SF

Distress Description	Severity	Quantity
LONGITUDINAL/TRANSVERSE CRACKING	L	419 LF
SWELLING	L	300 SF
LONGITUDINAL/TRANSVERSE CRACKING	M	42 LF
ALLIGATOR CRACKING	L	97 SF
DEPRESSION	L	39 SF
RAVELING	L	24 SF
RAVELING	H	15 SF
DEPRESSION	M	10 SF
BLEEDING	N	9 SF

Sample # 4 **Area:** 4845 SF

Distress Description	Severity	Quantity
LONGITUDINAL/TRANSVERSE CRACKING	L	497 LF
SWELLING	L	280 SF
LONGITUDINAL/TRANSVERSE CRACKING	M	32 LF
WEATHERING	L	97 SF
ALLIGATOR CRACKING	L	76 SF
DEPRESSION	L	40 SF
RAVELING	L	24 SF
RAVELING	H	15 SF

Sample # 7 **Area:** 4845 SF

Distress Description	Severity	Quantity
LONGITUDINAL/TRANSVERSE CRACKING	L	381 LF
SWELLING	L	300 SF
WEATHERING	L	97 SF
LONGITUDINAL/TRANSVERSE CRACKING	M	21 LF
RAVELING	L	24 SF
RAVELING	H	12 SF
DEPRESSION	L	3 SF
PATCHING	L	1 SF

Sample # 10 **Area:** 4845 SF

Distress Description	Severity	Quantity
LONGITUDINAL/TRANSVERSE CRACKING	L	560 LF
SWELLING	L	323 SF
LONGITUDINAL/TRANSVERSE CRACKING	M	42 LF
WEATHERING	L	97 SF
DEPRESSION	L	52 SF
RAVELING	L	24 SF
RAVELING	H	20 SF
BLEEDING	N	10 SF

Sample # 13 **Area:** 4845 SF

Distress Description	Severity	Quantity
LONGITUDINAL/TRANSVERSE CRACKING	L	414 LF
WEATHERING	L	97 SF
LONGITUDINAL/TRANSVERSE CRACKING	M	20 LF
ALLIGATOR CRACKING	L	60 SF
DEPRESSION	L	54 SF
RAVELING	L	24 SF

Extrapolated Distress Quantities*

Distress Description	Severity	Quantity	Density	Deduct
LONGITUDINAL/TRANSVERSE CRACKING	L	5906 LF	9.37 %	22.41
ALLIGATOR CRACKING	L	606 SF	0.96 %	20.12
SWELLING	L	3129 SF	4.97 %	10.60
LONGITUDINAL/TRANSVERSE CRACKING	M	408 LF	0.65 %	9.29
RAVELING	H	161 SF	0.26 %	8.39
DEPRESSION	L	489 SF	0.78 %	5.27
DEPRESSION	M	26 SF	0.04 %	5.20
PATCHING	L	3 SF	0.00 %	2.00
RAVELING	L	312 SF	0.50 %	1.76
WEATHERING	L	1009 SF	1.60 %	0.62

THOMPSON FALLS AIRPORT

Branch: 02R

RUNWAY

R-2

Extrapolated Distress Quantities*

Distress Description	Severity	Quantity	Density	Deduct
BLEEDING	N	49 SF	0.08 %	0.00

* Multiple deduct values are scaled down from their algebraic sum to keep the model consistent with experimental data.

Percent of Deduct Values Based on Distress Mechanism

23.0 % **Load**

52.0 % **Climate/Durability**

25.0 % **Other**

THOMPSON FALLS AIRPORT

Branch: 02T

TAXIWAY

T-4

Length: 1,820 LF **Width:** 35 LF **Area:** 66,300 SF **Last Const. :** 1995 **Family:** ACRMU15
From: R-2 **To:** A-2 **Surface:** AC

Inspections

Samples Surveyed: 4 **Total Samples:** 13 **Last Inspection Date (RPA)** 9/23/2015 **PCI:** 53

Sample # 1 **Area:** 4900 SF

Distress Description	Severity	Quantity
LONGITUDINAL/TRANSVERSE CRACKING	L	388 LF
LONGITUDINAL/TRANSVERSE CRACKING	M	49 LF
WEATHERING	L	98 SF
DEPRESSION	L	42 SF
RAVELING	L	25 SF

Sample # 5 **Area:** 4900 SF

Distress Description	Severity	Quantity
LONGITUDINAL/TRANSVERSE CRACKING	L	136 LF
RUTTING	L	380 SF
DEPRESSION	L	140 SF
WEATHERING	L	98 SF
LONGITUDINAL/TRANSVERSE CRACKING	M	15 LF
RAVELING	L	25 SF
RAVELING	H	10 SF

Sample # 9 **Area:** 4900 SF

Distress Description	Severity	Quantity
LONGITUDINAL/TRANSVERSE CRACKING	L	262 LF
RUTTING	L	280 SF
ALLIGATOR CRACKING	L	203 SF
LONGITUDINAL/TRANSVERSE CRACKING	M	32 LF
WEATHERING	L	98 SF
DEPRESSION	L	40 SF
RAVELING	L	25 SF
RAVELING	H	20 SF

Sample # 13 **Area:** 4900 SF

Distress Description	Severity	Quantity
LONGITUDINAL/TRANSVERSE CRACKING	L	200 LF
RUTTING	L	150 SF
WEATHERING	L	114 SF
DEPRESSION	L	45 SF
LONGITUDINAL/TRANSVERSE CRACKING	M	10 LF
RAVELING	L	29 SF
RAVELING	H	15 SF
BLEEDING	N	10 SF

Extrapolated Distress Quantities*

Distress Description	Severity	Quantity	Density	Deduct
RUTTING	L	2740 SF	4.13 %	22.46
ALLIGATOR CRACKING	L	687 SF	1.04 %	20.81
LONGITUDINAL/TRANSVERSE CRACKING	L	3335 LF	5.03 %	14.83
LONGITUDINAL/TRANSVERSE CRACKING	M	359 LF	0.54 %	8.59
DEPRESSION	L	903 SF	1.36 %	8.54
RAVELING	H	152 SF	0.23 %	8.17
RAVELING	L	352 SF	0.53 %	1.83
WEATHERING	L	1380 SF	2.08 %	0.70
BLEEDING	N	34 SF	0.05 %	0.00

* Multiple deduct values are scaled down from their algebraic sum to keep the model consistent with experimental data.

Percent of Deduct Values Based on Distress Mechanism

50.0 % **Load** 40.0 % **Climate/Durability** 10.0 % **Other**

THOMPSON FALLS AIRPORT**FIFTEEN YEAR PROJECTIONS: ESTIMATED AVERAGE ANNUAL COST: \$236,591**

PLAN YEAR: 2016			ESTIMATED COST:			\$1,370,358	PCI	
SectionID	Maintenance	Local	Global	Major<Crit	Major>Crit	Total	before	after
R-1	Prev. & Thin AC	\$39,123	\$491,399			\$530,522	60	69
A-2	Prev. & Thin AC	\$7,218	\$102,355			\$109,573	61	73
T-4	Local Repair				\$318,273	\$318,273	51	100
R-2	Local Repair				\$312,637	\$312,637	50	100
T-5	Prev. & Thin AC	\$1,677	\$97,675			\$99,353	74	88

PLAN YEAR: 2017			ESTIMATED COST:			\$23,785	PCI	
SectionID	Maintenance	Local	Global	Major<Crit	Major>Crit	Total	before	after
A-2	Basic Prev.	\$2,601				\$2,601	70	71
R-1	Basic Prev.	\$20,921				\$20,921	67	67
T-5	Basic Prev.	\$263				\$263	85	85

PLAN YEAR: 2018			ESTIMATED COST:			\$30,493	PCI	
SectionID	Maintenance	Local	Global	Major<Crit	Major>Crit	Total	before	after
T-5	Basic Prev.	\$416				\$416	82	82
R-1	Basic Prev.	\$26,335				\$26,335	65	65
A-2	Basic Prev.	\$3,742				\$3,742	68	68

PLAN YEAR: 2019			ESTIMATED COST:			\$37,577	PCI	
SectionID	Maintenance	Local	Global	Major<Crit	Major>Crit	Total	before	after
A-2	Basic Prev.	\$5,071				\$5,071	66	66
T-5	Basic Prev.	\$646				\$646	80	80
R-1	Basic Prev.	\$31,860				\$31,860	63	64

PLAN YEAR: 2020			ESTIMATED COST:			\$45,733	PCI	
SectionID	Maintenance	Local	Global	Major<Crit	Major>Crit	Total	before	after
A-2	Basic Prev.	\$6,475				\$6,475	64	64
T-5	Basic Prev.	\$1,225				\$1,225	77	77
T-4	Basic Prev.	\$232				\$232	87	87
R-2	Basic Prev.	\$221				\$221	87	87
R-1	Basic Prev.	\$37,580				\$37,580	62	62

PLAN YEAR: 2021			ESTIMATED COST:			\$54,177	PCI	
SectionID	Maintenance	Local	Global	Major<Crit	Major>Crit	Total	before	after
T-4	Basic Prev.	\$457				\$457	84	84
T-5	Basic Prev.	\$1,805				\$1,805	75	75
R-2	Basic Prev.	\$434				\$434	84	84
R-1	Basic Prev.	\$43,528				\$43,528	60	60
A-2	Basic Prev.	\$7,953				\$7,953	62	62

PLAN YEAR: 2022			ESTIMATED COST:			\$65,518	PCI	
SectionID	Maintenance	Local	Global	Major<Crit	Major>Crit	Total	before	after
T-5	Basic Prev.	\$2,388				\$2,388	73	73
R-2	Basic Prev.	\$651				\$651	81	81
A-2	Basic Prev.	\$9,617				\$9,617	60	60
T-4	Basic Prev.	\$685				\$685	81	81
R-1	Basic Prev.	\$52,177				\$52,177	58	59

PLAN YEAR: 2023			ESTIMATED COST:			\$79,116	PCI	
SectionID	Maintenance	Local	Global	Major<Crit	Major>Crit	Total	before	after
T-5	Basic Prev.	\$2,972				\$2,972	70	71
R-2	Basic Prev.	\$1,153				\$1,153	79	79
A-2	Basic Prev.	\$12,085				\$12,085	58	58
R-1	Basic Prev.	\$61,692				\$61,692	57	57
T-4	Basic Prev.	\$1,214				\$1,214	79	79

PLAN YEAR: 2024			ESTIMATED COST:			\$95,105	PCI	
SectionID	Maintenance	Local	Global	Major<Crit	Major>Crit	Total	before	after
T-4	Basic Prev.	\$2,069				\$2,069	76	76
A-2	Basic Prev.	\$14,812				\$14,812	55	55
R-2	Basic Prev.	\$1,966				\$1,966	76	76
T-5	Basic Prev.	\$4,144				\$4,144	68	69
R-1	Basic Prev.	\$72,114				\$72,114	55	55

PLAN YEAR: 2025			ESTIMATED COST:			\$112,673	PCI	
SectionID	Maintenance	Local	Global	Major<Crit	Major>Crit	Total	before	after
T-4	Basic Prev.	\$2,928				\$2,928	74	74
A-2	Basic Prev.	\$17,834				\$17,834	53	53
R-2	Basic Prev.	\$2,782				\$2,782	74	74
T-5	Basic Prev.	\$5,483				\$5,483	67	67
R-1	Basic Prev.	\$83,646				\$83,646	53	53

PLAN YEAR: 2026			ESTIMATED COST:			\$1,255,905	PCI	
SectionID	Maintenance	Local	Global	Major<Crit	Major>Crit	Total	before	after
R-2	Basic Prev.	\$3,597				\$3,597	72	72
T-5	Prev. & Thin AC	\$6,839	\$131,268			\$138,107	65	75
T-4	Basic Prev.	\$3,785				\$3,785	72	72
A-2	Reconstruct			\$353,346		\$353,346	50	100
R-1	Prev. & Thin AC	\$96,671	\$660,400			\$757,070	51	61

PLAN YEAR: 2027			ESTIMATED COST:			\$69,839	PCI	
SectionID	Maintenance	Local	Global	Major<Crit	Major>Crit	Total	before	after
R-2	Basic Prev.	\$4,509				\$4,509	70	70
R-1	Basic Prev.	\$57,976				\$57,976	59	59
T-5	Basic Prev.	\$2,609				\$2,609	73	73
T-4	Basic Prev.	\$4,745				\$4,745	70	70

PLAN YEAR: 2028			ESTIMATED COST:			\$85,209	PCI	
SectionID	Maintenance	Local	Global	Major<Crit	Major>Crit	Total	before	after
R-2	Basic Prev.	\$6,378				\$6,378	68	68
R-1	Basic Prev.	\$68,825				\$68,825	57	57
T-4	Basic Prev.	\$6,712				\$6,712	68	68
T-5	Basic Prev.	\$3,294				\$3,294	71	71

PLAN YEAR: 2029			ESTIMATED COST:			\$102,285	PCI	
SectionID	Maintenance	Local	Global	Major<Crit	Major>Crit	Total	before	after
R-1	Basic Prev.	\$80,657				\$80,657	55	56
A-2	Basic Prev.	\$218				\$218	87	87
T-4	Basic Prev.	\$8,704				\$8,704	66	66
T-5	Basic Prev.	\$4,435				\$4,435	69	69
R-2	Basic Prev.	\$8,271				\$8,271	66	66

PLAN YEAR: 2030			ESTIMATED COST:			\$121,097	PCI	
SectionID	Maintenance	Local	Global	Major<Crit	Major>Crit	Total	before	after
R-1	Basic Prev.	\$93,711				\$93,711	54	54
A-2	Basic Prev.	\$487				\$487	84	84
R-2	Basic Prev.	\$10,186				\$10,186	64	64
T-5	Basic Prev.	\$5,993				\$5,993	67	67
T-4	Basic Prev.	\$10,720				\$10,720	64	64